

## **GUILD EVENTS: APRIL 23, 2024**



**David Walker**

### **FABRICSCAPES: PAINTING WITH FABRIC**

**By  
David Walker**

Our program in April will be presented by Dave Walker, who is an award-winning, Juried Best of Missouri Hands, fabric collage artist who makes unique and creative works of art from commercial fabrics.

Dave has a BSE in Art Education and years of experience making and creating fabric collages. His “fabricscapes” have been featured in galleries across Missouri and are currently displayed in patrons’ homes and Hospitals from Florida to Alaska.

The Program Title is Fabricscapes: Painting with Fabric. This program shows examples of fabric collages that are made using a raw edge appliqué technique, double iron on bonding, and free motion sewing. Each work depicts a story of travel, a record of time or an impression from nature, either real or pictured in memory. The process of creating landscapes out of fabric (fabricscapes) will be explained.



## PRESIDENT'S MESSAGE

Candy Grisham, President

Dear Members,

All I can think about is the mystery and wonder of the eclipse as I write this.

Beauty is really all around us and we as quilters and creators contribute daily.

Enjoy the spring flowers, colors and weather. See you at the April meeting to learn some new tools for our toolboxes of quilting.

Candy Grisham  
President

## SUPPORT SALEM'S BARBEQUE

Margaret Gaal says, "We have a wonderful place to meet at the Salem Methodist Church". And we can also support their efforts in a delicious way.

Consider marking your calendar this year for **May 18 and September 14 (11-5pm)** for the most delicious and home cooked barbecue!!

You will be reminded in May but don't miss out and give yourself a cooking break. Take home meal or sit a spell under the tent and chat. Good either way.



## **Bits 'n Pieces 40<sup>th</sup> Birthday Bash!**

**"Girls Just Want to  
Have Fun...*Quilting*"**

**When: June 25, 2024, 7-9pm**

**Where: CHANGE OF VENUE:  
Bluebird Park, at the Recreation Building (near the Pool).**

**Join us for: Cake & Ice Cream,  
Fun & Games, and a Cindy  
Lauper 1984 Look-Alike  
Contest**

**So think Big earrings, Big  
Necklaces, Big belt, Flowy  
shirt & skirt, crazy hair with  
clips, colored hair.**



**Cindy Lauper**

## **GUILD MEETING MINUTES**

**MARCH 26, 2024**

**Darlene Kopta, Secretary**

Guild President, Candy Grisham, opened the meeting. Debbie Reynolds, VP of Programs introduced Theresa Gallup and her Kimono presentation.

**Business** – Debbie Reynolds announced various chairpersons. Membership cards are available to those that want one.

A motion was made to approve the February minutes by Nancy Peters and Tracy Back seconded it. A motion was made to accept the updated Bylaws by Amy Santhuff-White and Valerie Steele seconded it.

**Programs** - Debbie Reynolds announced upcoming programs for the rest of the year (see website for details). On June 25<sup>th</sup> at 7 pm our 40<sup>th</sup> Birthday Bash will be held at Bluebird Park Recreation Building in Ellisville. There will be a Cyndi Lauper look-a-like contest and cake and ice cream will be served. "Girls Just Wanna Have Fun Quilting!"

**Quilt Show** – Darla Gibson is out of town. If you want to sell your quilts at the Quilt Show there will be an option to do so on the entry form.

**Charity Raffle** – Joyce Zepp is collecting new items (made or bought) to make gift baskets for the Quilt Show Charity Raffle. Our charity this year is Crisis Nursery.

**UFO's** – Megan Buttery gave out 3 prizes for completed projects.

**Workshops** – Sara Seigrist announced our upcoming workshops. There are still openings to attend the MJ Kinman workshop in July.

**Quilt Raffle Tickets** – Barb Nagel and Dianna Kogut are distributing tickets and collecting money. Every packet of tickets you sell will get you a ticket for a drawing. Check out the Sign-up Genius to volunteer to sell tickets at local quilt shops!

**Cover Our Kids (COK)** – Diana Priess shared that the first Sew Day had 14 in attendance and 2 came to pick up kits to sew at home. There were 2 learning stations and lots of sewing.

The next **COK Sew Day is Wednesday, June 5<sup>th</sup> 9:30-2:30**. The theme is "School's Out – Let's Sew Sweet Treats for the Kids". COK is in need of 2 yds or larger of backing fabric. There will be a quarterly drawing for prizes.

There were 36 quilts turned in last month; Carol delivered 6, 11 went to Our Lady's Inn, and 19 went to Ranken Jordan Pediatric Bridge Hospital – THANK YOU!

If you're interested in making larger quilts for older kids – twin size for hospital beds (70" x 90" +/-) or adult quilts for Our Lady's Inn and Foster Care closet, COK will donate whatever they receive.

**Baggy Blocks** – Sue Meyer showed a completed quilt top made from baggy blocks. Take a baggie or two and whip up some blocks.

**Honor Flight** - Judy Humphrey gave statistics: donated 62 quilts to group on April 2. She has enough for the June flight. Judy has premade kits – pick one up or make your own. Requirements are patriot (or red/white/blue) fabric and dimensions about 36" x 36".

**Retreats** – Theresa Basler shared what fun the February retreat was and said it's a great way to get to know members and have fun!

The upcoming Retreats are: April at Itchin' to be Stitchin' and June at Todd Hall.

**Round Robin** – Breakouts

**Membership** – Karen Grogan and Beth Roehm announced that they have 227 total members, 98 in attendance tonight with 2 new members and 3 visitors. Attendance prizes were given including a \$20 gift card to Jackmans!

**Quilt Raffle Tickets!** – Turn in your Raffle Tickets! Prizes were drawn for those that had been turned in.

**Show & Tell**

Meeting adjourned.

Respectively yours,  
Darlene Kopta,  
Secretary



### **QUILT SHOW CHAIR** **Darla Gibson**

Hey everyone! Thank you to all those that supported the Modern Quilt Show - it is so great when the quilting community comes together for an event like this. I am hopeful our show will be as awesome (or more so), they did such an excellent job on everything. Thank you too for those of you that sent your thoughts on things that Modern did that we can "borrow", I have made tons of notes and will discuss in detail with the Quilt Show Committee over the next couple of months.

A few things that are moving forward on our end. We have gotten some professional assistance with our graphics and signage. It is looking really good and is a huge update from what we had produced for prior shows. Don't get me wrong, what we had was great for what we could do and afford at the time but it is really nice to see some updates happening that will really improve our image publicly.

Also, we have decided that Crisis Nursery will be our charity of choice for the Charity Raffle! They have offered to support at the show wherever needed and it is always great to have a representative talking up the charity to increase raffle sales!

Lastly, I know that food has been a concern - providing it at the show - and we do have a Committee person looking for food truck options for this. She has called around some and we cannot finalize until closer to the show but we are planning to have something on hand and I'll keep you posted as we approach the show on the final decisions there.

Thanks again for your support and input. I'm sure you will see me in future meetings with more information! Don't hesitate to email me at [ddgibby64@yahoo.com](mailto:ddgibby64@yahoo.com) with thoughts or ideas...

Thank you,  
Darla

### **RAFFLE QUILT TICKETS**

**Barbara Nagel 314-724-5838**  
**& Dianna Kogut 314-413-9389**

Raffle quilt ticket sales are off to a great start! As of the March meeting, 70% of guild members have picked up their tickets. If you have not picked up your tickets yet, please plan to pick them up in the April meeting. We ask that each guild member help by selling 4 packets of tickets. Each packet has 6 tickets. 1 ticket is \$1 or a packet is \$5. Additional tickets are available if you wish to sell more. There will be drawings for prizes throughout the year for those that sell tickets and those that help with ticket sales events at local quilt shops. The person selling the most tickets will also receive a prize.

So far 5 raffle quilt ticket sales events have been held at local quilt shops bringing in a little over \$500. Additional sales events will be scheduled. Please look for emails regarding events. Signups will be done via SignupGenius.

Thank you for everyone's support in making this important fundraiser a success.

Please contact Barb Nagel or Dianna Kogut with any questions.



**"Sweet Surrender Shiboried"**

## FANFARE OF QUILTS - March 15-16, 2025

### **CHARITY RAFFLE**

Joyce Zepp, Coordinator

You bought that kit five years ago, and you were sure you were going to complete it, but there it sits, taunting you. But your interests have moved on, AND THAT KIT SHOULD TOO! I have just the solution—donate it to the Charity Raffle!

But we are not only looking for quilt kits or quilt-related items. We have already received a handmade purse, a framed cross-stitch, as well as a quilt kit. Unique items are not only welcome, but desired.

The only caveat is that the items be in excellent condition, preferably new.

We will be filling 100 baskets, so get those creative juices flowing! I will be collecting items at guild meetings, and my team will be putting together the baskets as we get closer to the show.

### **CHECKLIST FOR THE 2025 QUILT SHOW**

- Gather your Pattern and Fabric.
- Cut, Sew, Press.
- Quilt Your Quilt.
- Fill out the Registration Form.
- Take a Photo of your quilt.
- Make a Label and Hanging Sleeve.
- Prepare a Pillowcase for your quilt.
- Volunteer at the Show.
- Have FUN!

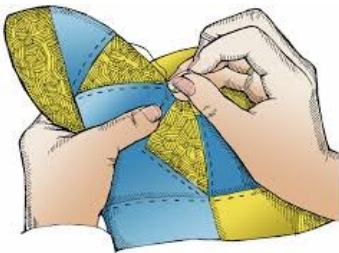
**How many can  
YOU  
check off?**

### **HAND QUILTING**

**Living Word Quilters**

**Debbie Ernst, Coordinator**

**dle521@hotmail.com**



Do you have a family heirloom quilt that needs finishing?

Do you have a quilt top that you would like hand quilted?

Do you need a quilt for a special baby in your life?

Hand quilting is not a lost art! The Living Word Quilters meets Monday mornings at a church in Wildwood. We enjoy quilting and fellowship, and we would love for you to join us for some slow stitching too. Proceeds from our quilts go to missions of this church.

If you are interested or need more information, please contact Debbie Ernst.

## Art Exhibit and Reception



Our very own **Polly Sievert** is debuting her newest fiber art exhibit at the Longview Farm House Gallery in Town & Country May 2 – June 27, 2024.

“Nurtured by Nature: A Textural Journey” Art Exhibit is Polly Sievert’s interpretation of her experiences and insights while spending time in nature. As a textural fiber artist, Polly utilizes many fiber techniques that can be utilized in your own quilting and fiber art pieces. She loves to share her secrets!

### Upcoming Free Exhibit Events:

- Thursday May 9, 2024, from 4:30 to 7pm. Opening Artist Reception. Refreshments will be served.
- Tuesday May 14, 2024, from 10 to 11:30am “Every Piece of Art has a Story” – Uncover the purpose art has in telling us a story and how that impacts us.
- Wednesday June 5, 2024, from 1:30 to 3pm “From Inspiration to Creation” – Discover how Polly finds her inspiration and the journey she takes from Inspiration to Completion.


### Upcoming Classes related to the Exhibit:

- Thursday May 2, 2024, from 11am to Noon. Art & Nature – Forest Bathing. Explore the practice of Forest Bathing with Sara Clem, Certified Forest Bathing Instructor and Polly Sievert, Artist. Free though registration is required. <https://www.salveoyoga.com/book-online>
- Saturday May 4, 2024, from 230 to 430pm. Art & Nature Walk – Forest Bathing. Explore an outdoor and indoor Forest Bathing Immersion Class with Sara Clem, Certified Forest Bathing Instructor and Polly Sievert, Artist. Registration is required with \$25 fee. <https://www.salveoyoga.com/book-online>

“Nurtured by Nature: A Textural Journey” exhibit can be seen during regular gallery hours, Monday – Friday 9am – 4pm (Closed Memorial Day). The gallery is located at 13525 Clayton Road, Town & Country, MO. You can enter the gallery through the main entrance (glass double doors).

Polly’s website is <https://gentlespiritstudio.com/>





**Linda Waugh, Coordinator**

[Lkampwaugh@charter.net](mailto:Lkampwaugh@charter.net)

314-941-3195

**Anne Perry** - I'm very sad to share with you that Anne Perry passed away on 3/28 at 10:30 am in the hospital. Her visitation and church service are listed in her obituary <https://www.legacy.com/us/obituaries/stltoday/name/sally-perry-obituary?id=54774867>

Please keep her family in your prayers. I know her husband Bob will appreciate support with cards from our members. Here is his address:

Bob Micketts  
1605 Carman Valley Drive  
Ballwin, MO 63021

**Ivy Osborn** - Her major cervical spinal surgery was a success! She is home from the hospital recuperating and will start physical therapy in the future. She said when she awoke after the surgery she noticed that her hand was uncurled and laying flat and she is able to move her fingers and hand.

Ivy is most grateful to all of our guild members for the prayers and support she has received. She really enjoys the funny emails and thoughtful cards. Of course she misses her quilting buddies and attending guild meetings but she's hoping that will change in the future. She extends a welcome invitation to any quilting friends to drop by her home, bring your handwork and just enjoy conversation with her.

Let's continue to keep Ivy in our prayers and thoughts and continue to shower her with cards and emails.

Thanks so much to all of you.

Linda Waugh

**Linda Keeler** - had shoulder surgery this month in response to a persistent ache. She is now in rehab and recovering. She is asking that we do not send her cards at this time, but, she will appreciate and welcome your love and support, and your prayers for healing.

Linda Keeler is looking forward to getting back to her quilting friends, but will also be glad to return to her Judy Niemeyer blocks she is piecing together to make a quilt. Linda Keeler is a teacher for the Judy Niemeyer patterns.

**Kay Marchbank (Merz)** - is having hiatal hernia surgery this Wednesday. Let's keep her in our thought and prayer as she gets through the surgery and recovery. Let's send her get well and cheery cards and emails. Here is her information:

Kay Marchbank  
16267 Forest Meadows Drive  
Chesterfield, MO 63005  
[Kaymarchbank@gmail.com](mailto:Kaymarchbank@gmail.com)

Please contact me with any sunshine and shadow requests or announcements.

Thanks so much to all of you!

Linda Waugh  
314-941-3195  
[Lkampwaugh@charter.net](mailto:Lkampwaugh@charter.net)

## **MEMBERSHIP**

Karen Grogan, [mgrogan11@att.net](mailto:mgrogan11@att.net)  
Beth Roehm, [bethroehm57@gmail.com](mailto:bethroehm57@gmail.com)

Our Bits'n'Pieces Quilt Guild is now 228 strong! Welcome to all new members who joined in 2024.

If you don't already have a HEART name tag please stop by the membership table and pick one up. You can wear it under your regular nametag and this helps us get to know our newest members at our meetings.

At most meetings, we have attendance prizes at the end of the meeting. Please wear your name tag, and pick up a ticket at the membership table when you arrive. Also at the membership table we have membership cards for those that want them.

Guests are always welcome. We ask for \$2 as a guest fee, except when we have a national speaker, then the fee is \$5.

Karen and Beth

**COVER OUR KIDS and MORE**  
**Diana Priess, Coordinator**  
**dianajpriess@aol.com**

**Spring Greetings from our COK Team!!**

Our first 2024 COK Sew Day was a Huge Success thanks to those who worked behind the scenes as well as those who attended!! 14 attendees made it a Perfect Day! Jelly Donuts for our Jelly Roll Race and Spring Hyacinths and Tulips as prizes to support our "Spring into Action!" Theme.

Candy organized a station for demonstrating how to make Hanging Sleeves and Facing for our Route 66 Challenge pieces, as well as our 2025 Quilt Show. She also demonstrated how to fuse our Batting Scraps for COK Quilts!

Sara also organized a station demonstrating how to stitch our Batting Scraps together on our domestic machines. So much we learned, and So Much Fun!! Some participants had so much fun, they even took home extra kits to make at home! Thank You to All!!

Speaking of kits, we still have some left! And they are precut! So all you have to do is Sew! We will have them available at our April Guild meeting, so stop on by and pick up 1 or 2, and get started on your fun, creative, and beautiful creation for our kiddos!

Speaking of donations, we had so many beautiful completed, washed, and labeled quilts turned in at our March meeting...49 in all! Plus 12 Pieced Tops to be Quilted! That is incredible! Thank You for your amazing contributions!

And if you are a Quilter or you enjoy Binding, we have many ready for you. Please pick up from our station at our next meeting. And No Pressure! We are All busy! So, please know if you pick up a Kit or Pieced Top to be Quilted or Quilt to be Bound, there is no time limit! You are welcome to take as long as you need to get these back to us! We are a patient, understanding bunch!

Also, at our last meeting, we discussed the needs for larger quilts. Our name is officially "Cover Our Kids & More", and I am finding the "& More" is just as important.



The need in our community is great, and I am amazed how many "safe houses" our area has for parents and children who are victims of domestic abuse. Additionally there are community homes for children without a family, without foster care or adoption, who feel lost and unloved.

Also, we are blessed to have several childrens' hospitals in our area; St Louis Childrens' Hospital, Cardinal Glennon Childrens' Hospital, Mercy Pediatric Hospital, Shriners Hospital, and Ranken Jordan Pediatric Bridge Hospital. We also have several Ronald McDonald Houses throughout the area, which house families from other cities and towns who have no place to stay while their child is in the hospital. The needs in this facility are not only for crib size quilts, but quilts for the older sick and injured patients who are in hospital beds, some for extended periods of time.

I have listed the Standard Quilt Sizes below. Please know we still want and need those baby and crib-size quilts too!!

- ♥ Queen: 90" by 108"
- ♥ Full/Double: 85" by 108"
- ♥ Twin: 70" by 90"
- ♥ Throw: 50" by 65"
- ♥ Crib: 36" by 52"
- ♥ Infant: 36" by 40"

Note: These are just a guide! Your work is a Creative Gift from the Heart! Please know it will be Needed and Loved no matter what the size!!

Our next **COK Sew Days!!** We still have 2(!) full days to get together, laugh and sew, and make some quilts for our kiddos in need. They are as follows:

- ♥ **Wednesday, June 5:** "School's Out! Let's Sew Sweet Treats for the Kids!" (Layer Cakes, Charm Packs, Fat Quarters, & More!)
- ♥ **Wednesday, September 25** (first day of Fall): "Fall Frolic! Tumbling Leaves, Sweaters, Pumpkins, & Apple Picking"

All COK Sew Days will be at Salem Methodist Church, from 9:30 to 2:30. Bring your sewing machine, sewing supplies, extension cord.

Bring your lunch (or plan to order out), and be ready for Good Times, Games, & Giggles!!

Thanks so much, Diana



## UFOs - (Unfinished Objects)

Megan Buttery [mbuttery8119@sbcglobal.net](mailto:mbuttery8119@sbcglobal.net)  
Ginny Rainey [kengin9259@gmail.com](mailto:kengin9259@gmail.com)

### UFO winners from the last half of 2023 are:

- ★ First place - Carol Spindler
- ★ Second place- Denise Souris
- ★ Third place- Sherry Mueller
- ★ Fourth place - Lillian Nehring

Thank you all for participating last year and we hope you continue to participate this year!

For 2024 UFOs, email your list for 2024, fill out a new list from the website or let us know if you want to continue with your old list.

The 'List':

- Includes projects that you started or bought but never finished them. They should be quilting related – place-mats, wall hanging, baby quilts, Block of the Months, kits – anything you want to finish in 2024. I normally put all my UFOs on the list because I never know what I will want to work on in 2024. You have until the April meeting to give us your list.
- When you finish any quilt on your list bring it to a meeting. Tell the UFO table you finished it and display it during Show and Tell. (If you cannot come to the meeting then email with a picture.)
- You earn Points for completing each quilt. {Points are based on the size of the quilt and the type of quilting. (We are going to try something new this year. We can always go back to the old way next year. I will write more on this later.)}



We will draw monthly participation prizes And there will be several prizes for the most points at the end of the year.

If you have questions please contact Megan or Ginny (see email contact information above).

## COUNTDOWN TO ROUTE 66 REVEAL AT THE MAY 28 MEETING



### Finishing/Facing:

Recently heard: "This facing is really hard." Response: "It is not the facing, it is the 24x24 requirement. LOL"

If you'd like help/demo, please contact Wendy Richards or Candy Grisham.

### April 15: Due date for submission form, photos, and \$20.00 check

Note: Submission form (including instructions) is on the website. Look for it under Guild Activities, then Challenges. There is a link for the submission form. Please read carefully.

### May 28: Guild Meeting reveal of Route 66

We will be hanging the quilts like we did for the color challenge. We will send additional information out through the guild email/ newsletter regarding quilt stands needed for the meeting.

If you cannot be there, please arrange for your quilt to be there. This meeting is also the drop-off for your quilt.

Please contact Wendy Richards ([whoob@aol.com](mailto:whoob@aol.com)) with any questions or concerns.

## APRIL AND JULY WORKSHOP UPDATES

- Following are the workshop flyers for the April and July 2024 workshops. We will have signups for both workshops starting at next week's BNP meeting. Pricing listed on the flyers is for cash or check, credit card payments include a nominal service fee. Payment secures your reservation.

- Please note that both of these instructors will only be offering one workshop each with a limited number of students. Please e-mail me if you have any questions.

■ Sara Seagrist

## “FABRIC LANDSCAPE COLLAGE” WORKSHOP

Wednesday, April 24, 2024  
Salem Methodist Church – 14825 Manchester Rd. 63011  
9:30 AM – 12:30 PM



**David Walker**

### Biography


*Dave Walker, a 1968 Chillicothe High School graduate, has always felt drawn to the colors, textures, and possibilities of fabric. He began his fiber art journey constructing quilt tops. Eventually he felt constricted by patterns designed by others and in 2009 came up with the idea to use leftover quilting scraps to make landscapes. Over time, the process of cutting up, layering and piecing fabric scraps evolved into works of art he calls Fabricscapes. Dave employs a “bond and sew” technique of raw edge machine appliqué, textile painting, and thread-work using free motion sewing to complement the design and hold the collage together on a muslin backing. All pieces are framed and matted for easy hanging and depict a story of travel, a record of time, or an impression from nature. Fabricscapes have been featured in galleries throughout Missouri and can be found in patrons’ homes from Florida to Alaska.*

*Dave is proud to be a Juried Best of Missouri Hands Artist and has received many awards and recognitions from shows across the state. He has a BSE in Art Education from Northeast Missouri State University (now known as Truman State University).*

*Dave served 40 years as a Nursing Home Administrator and later a traveling LongTerm Care Consultant. Driving through rural Missouri he collected images and ideas for future fabricscapes. Now retired, Dave resides with his wife, Julie, in Columbia, MO. His work is available for purchase at Art off the Trail in Rocheport, MO and Serendipity Salon and Gallery in Columbia MO.*

**Workshop Fee - \$60 Per Person  
(includes \$30 landscape collage material kit cost)  
Space is Limited to 15 Students  
Students provide their own lunch and assembly supplies**

Learn how to make a fabric landscape from award-winning, Juried Best of Missouri Hands, David Walker, Fabricscapes.



Each student will create their own unique no-sew 18"x24" landscape collage during class. David will present a slide show of fabric collage examples to inspire students. David will demonstrate the raw edge applique technique. The workshop kit includes bonding material and a large selection of fabrics to select from for the class project.

The class project will be ready to quilt at home, frame and hang in a place of pride in your home.

All other assembly supplies are provided by the student, listed below.

**Supply List:**

Paper cutting scissors

Fabric scissors


Optional – Solid, prints, and batik fabric scraps suitable for landscape land, skies, trees and water. Fabrics should be in a variety of light to dark shades of green, blue, and brown.

Scraps of fabric with houses, barns, animals or objects of interest such as fences, flowers, trees, shrubs, can also be incorporated.

**MJ KINMAN WORKSHOPS RESCHEDULED**



**"BITE-SIZE GEMS" Workshop**  
Thursday, July 11, 2024



**"DAMES & DIAMONDS" workshop**  
Friday, July 12, 2024