

GUILD EVENTS: MARCH 26, 2024



Theresa Gallup

THERESA GALLUP
Fiber Artist, Springfield, MO
Presents
KIMONO DESIGNS

The kimono is more than just a robe. Like the zen garden and the tea ceremony it is an integral part in Japanese life and culture. They are usually made with great craftsmanship from highly decorated and prized fabrics. During my 7 years living in Japan, I came to value them as much as the Japanese.

But times and fashions change. Even the finest garments can become surplus. When I returned to the United States the artist and the home economics teacher in me tried to find a way to breathe new life into these beautiful robes.

Combining highly decorative kimono highlights with silk and other fine fabrics I hand-crafted one of a kind wearable items and fashion accessories for the North American market. My work has been featured in gift shops and the cover of the 2011 Christmas catalog of the Smithsonian Institution. The care and craftsmanship I use in producing my fashions and accessories make them perfect to give as gifts or to add to your own wardrobe. I hope they will be prized as family heirlooms.

Theresa will share more of her journey and show us some of her beautiful creations at our March meeting.

PRESIDENT'S MESSAGE

Candy Grisham, President

We have so many fun things happening in the guild. I am looking forward to the Round Robin exchange as a fun activity getting to know other guild members.

Have you been thinking about what block to use? It could be something new or something from your orphan blocks.

We also have the anniversary party in June – think Cyndi Lauper in 1984 – can you do a look alike?

Please stop at the meetings to welcome a new member. We are a great guild.

Speaking of guilds, Modern Quilt Guild is having a show at Queeny on March 23 & 24. I know it will be fun to see

Candy Grisham
President

Bits 'n Pieces 40th Birthday Bash!

**“Girls Just Want to
Have Fun...*Quilting*”**

When: June 25, 2024, 7-9pm

**Where: Salem Methodist
Church (Bits regular meeting
space)**

**Join us for: Cake & Ice Cream,
Fun & Games, and a Cindy
Lauper 1984 Look-Alike
Contest**

**So think Big earrings, Big
Necklaces, Big belt, Flowy
shirt & skirt, crazy hair with
clips, colored hair.**



Cindy Lauper

GUILD MEETING MINUTES

February 27, 2024

Darlene Kopta, Secretary

Guild President, Candy Grisham, opened the meeting. January minutes were approved.

Candy announced the Treasurer Report, Current Roster & Finalized Budget can all be found on the website.

All Things Quilt Show - Darla Gibson and The Quilt Diva presented tonight's main topic. Volunteers are needed – sign up to help make this Quilt Show the best yet! See video link below detailing the quilt show information. Prizes were awarded.

https://us02web.zoom.us/rec/share/fUI1mKi6sCSz_zuYcXNhnjwqXesNSwWG6yhkse2L28nikygN1JPqegllacJqZ8a.upB4I59y32qmiR0z

Quilt Raffle - The A-Team outdid themselves with this beautiful applique quilt! Barb Nagel and Dianna Kogut discussed the importance of the Quilt Raffle as the main source of income for our Guild. Volunteers are needed to help sell quilt raffle tickets at local quilt stores. Raffle tickets were distributed with the expectation that each member sell at least (4) packets of tickets.

Programs – This year's programs were announced and we have lots of fun things coming up!

Cover our Kids – Diana Priess announced that many quilts have been distributed to Family Forward and Crisis Nursery. Tonight 27 quilts were dropped off – Thank You!

The next **COK Sew Day** is **March 18, 9:30-2:30** at the church. There will be 3 yd kits available to sew there or finish on your own.

Round Robin – Nancy Sinise invited members to join this fun small group project. Nancy has more info if you're interested.

Workshops – Sara Seagrist announced our upcoming workshops:

- March 27 @ Church - Theresa Gallup's Kimono purse workshop
- April 24 @ Church - David Walker's Landscape Collage workshop has a wait list
- July 11 @ Jackman's – MJ Kinman Gems workshop

40th Anniversary Party – June 25: Theme is "Girl's Just Wanna Have Fun Quilting", Cyndi Lauper look-a-like contest, Salad Supper and more!

By-Laws – Please read the emailed By-Laws. These will be voted on at March meeting.

Membership – Karen Grogan & Beth Roehm shared that we have 210 Guild members, with 87 in attendance tonight. Membership dues are due asap.

Route 66 – Wendy Richards shared information on quilt project specifications. Contact Wendy for details.

Show & Tell

Meeting adjourned.

Respectively yours,
Darlene Kopta
Secretary

SUPPORT SALEM'S BARBEQUE

Margaret Gaal says, "We have a wonderful place to meet at the Salem Methodist Church". And we can also support their efforts in a delicious way.

Consider marking your calendar this year for **May 18 and September 14 (11-5pm)** for the most delicious and home cooked barbecue!!

You will be reminded in May but don't miss out and give yourself a cooking break. Take home meal or sit a spell under the tent and chat. Good either way.

QUILT SHOW CHAIR

Darla Gibson

We have started the quilt show meetings with the Fanfare of Quilts Committee. We meet the first Tuesday of the month via Zoom. Using this format up until the quilt show should ensure us a fantastic show! Thank you to all who have volunteered. I believe I have close to 35 Committee Chairs. This may seem like a lot but we have narrowed the jobs down to as manageable as possible positions so no one feels overwhelmed.

We do have a need for one more person! We need someone that can put up displays in public library and rec centers in January and February 2025 that show off quilting and advertise the show. This person will need to be able to collect several items to display (or have items) that fit in cases. The Committee did some brainstorming and is checking into some places that they are aware of to get them reserved. The volunteer would just need to follow up and get the items in place (and picked up). If you are interested in helping out with this, please let me know!

At the meeting in February, I will give a presentation to familiarize everyone with the Quilt Show process. This presentation will include some information on how we will choose our Featured Quilter. The Featured Quilter is someone in the guild that will be honored with their own booth to display their quilts. The quilter will need to be able to be at the show for the entire time (or close to it) so that they can answer questions about their quilts, their story and any quilting related questions people may have. The person chosen for this should be someone that has a body of work to represent their quilts and their style as well as someone that is integral to the Quilting Community - either within the guild or further afield. We will have forms with the criteria listed that we will distribute later this year for you to nominate someone. The Quilt Show Committee will present the nominees at a meeting and introduce you to them and then the guild will vote. More information will follow on exactly how this is done.

If you have ideas or suggestions for the show, any of the committee members are happy to hear them and consider them. We strive to make each year better than the last!

Thank you,
Darla

RAFFLE QUILT TICKETS

**Barbara Nagel 314-724-5838
& Dianna Kogut 314-413-9389**

RAFFLE QUILT TICKET SALE KICKOFF

In the February meeting, the gorgeous raffle quilt made by the A-Team was revealed. Over 500 packs of tickets were distributed, and ticket sales are underway! If you did not attend the meeting, here's what you need to know:

What are raffle tickets? Raffle tickets are how you win the raffle quilt! Each guild member is asked to sell 4 packs of tickets. Each pack has 6 tickets. Tickets are \$1 each or 6 tickets for \$5. The drawing for the raffle quilt will occur on March 16, 2025 at the of Bits N Pieces Fanfare of Quilts Quilt Show. (Winner need not be present to win.)

Why sell raffle tickets?

The sale of raffle tickets directly supports the budget of the guild. Proceeds help with all guild expenses.

Where can I get tickets?

You may pick up your tickets or get additional tickets at the guild meeting. Please look for the Raffle Quilt Ticket table at the meeting. You may also contact the committee co-leaders (Barb Nagel 314-724-5838 or Dianna Kogut 314-413-9389) to get more tickets.

Are there any prizes for selling tickets?

YES! We will have a drawing each meeting for those that have sold their tickets and submitted their money.

What else can I do to help?

Tickets will be sold at local venues (e.g. quilt shops, etc). We will need guild members to help us staff those events. Additional information will be available in the coming weeks. We will coordinate signups via Signup Genius. Be on the lookout for an email to sign up for a shift.

Please contact Barb Nagel or Dianna Kogut with any additional questions.

CHARITY RAFFLE

Joyce Zepp, Coordinator

You bought that kit five years ago, and you were sure you were going to complete it, but there it sits, taunting you. But your interests have moved on, AND THAT KIT SHOULD TOO! I have just the solution—donate it to the Charity Raffle!

But we are not only looking for quilt kits or quilt-related items. We have already received a handmade purse, a framed cross-stitch, as well as a quilt kit. Unique items are not only welcome, but desired.

The only caveat is that the items be in excellent condition, preferably new.

We will be filling 100 baskets, so get those creative juices flowing! I will be collecting items at guild meetings, and my team will be putting together the baskets as we get closer to the show.

CHECKLIST FOR THE 2025 QUILT SHOW

- Gather your Pattern and Fabric.**
- Cut, Sew, Press.**
- Quilt Your Quilt.**
- Fill out the Registration Form.**
- Take a Photo of your quilt.**
- Make a Label and Hanging Sleeve.**
- Prepare a Pillowcase for your quilt.**
- Volunteer at the Show.**
- Have FUN!**

How many can

YOU

check off?


Hello Robins!

Just a reminder for you to bring your beginning block with a little notebook in a bag to the March meeting. This will be the first round of our Game!


You will meet your nest-mates, pass your block, plus get a block to work on for next month.

Remember that if you cannot be at the meeting to please send your bag with someone to give to your Mama. Call or email to let her know that you won't be there and to arrange how you will get your next round. Have fun!

- Nancy Sinise



Presenting
The Fabulous Raffle Quilt
“Sweet Surrender Shiboried”



The Members of the A-Team
Who Created This masterpiece

Ann Clark

Judi Benedum

Ginny Rainey

Denise Souris

Dar Sforza

Francine Bouillat


Patti Moreland

Flo Stewart

Edie Cornell Smith

Judy Vogt

The beautiful quilting was done
by Judy Vogt, Master Quilter



Linda Waugh, Coordinator

Lkampwaugh@charter.net
314-941-3195

Ivy Osborn will be having major surgery on Her cervical spinal column on March 18th. It's a 3 hour serious surgery, so I thought we could start our prayers and positive thoughts for Ivy now. She is hoping and praying and visualizing that her left arm will be improved. Let's join her in prayer during these next few weeks before her surgery! I'm sure she will appreciate any cards or emails of support you'd like to send her before the surgery.

Thanks so much. Here is her contact information:

Ivy Osborn
18 Burgundy Place Drive
Dardenne Prairie, MO 63368
Sewivy@att.net

Linda Keeler is having shoulder surgery. She has requested healing prayer and guidance, so let's send her an abundance of prayer and positive thoughts. She will be out of commission for awhile, and she asked that we not send her cards or emails for awhile. I'll let you know when we can start up the cards, but for now we can pray for her and send her healing thoughts.

Gail MacCartney is slowly progressing to better health but as she says, "this apparently is going to be a long road to getting back to where she wants to be." She is spending a lot of time with her doctors and with home healthcare. She is not very strong and having some problems with her balance. She and her family are all hoping that she will be able to resume her active life and get it all "fixed". As she told me, "it's all going very slow, and I don't like slow."

She also misses seeing all of us and especially her friends and sends us hugs! So yes, she has asked us to send her positive and healing energy, and I know she will enjoy lots of upbeat cards and emails, so let's gather up more of

our generosity and send Gail cards and emails and prayer. Here is her info.

Gail MacCartney
36 west Glendale Road

Webster Groves, MO 63119
Gmacc2000@me.com

So please let's not forget our prayers and thoughts for Ivy Osborn, Linda Keeler, Anne Perry, Jean Goldsberry and Marilyn Fallert.

We're stronger together!

Let's continue to pray and send many healing thoughts to each of these guild members. They are active members of our guild and are friends to many of us. I know too they would enjoy the support and joy that greeting cards and emails would bring to them.

Thank you for reaching out to them.

Please contact me with any sunshine and shadow requests or announcements.

Thank you.

Linda Waugh
314-941-3195

Lkampwaugh@charter.net

MEMBERSHIP

Karen Grogan, mgrogan11@att.net
Beth Roehm, bethroehm57@gmail.com

Your guild membership dues were due by the end of January. If you still need to pay your dues please do so as soon as possible. Please pay online through the membership tab on our website OR send a check to the address on the membership form you will find on our website. We will also be taking dues at the February 27th meeting. Dues are still \$25 and have not gone up since no-one can remember when!

Nametags are \$10 and we would love to see everyone wear theirs at each meeting. See us at the membership table to order one. We have replacement magnets if you need one for your name tag.

Check the roster in the "Members Only" section of our website and make sure your information is correct. If you have had any changes in your email, home address or phone number please let Beth Roehm bethroehm57@gmail.com know ASAP. Thanks!

If you have had any changes in your email, home address or phone number please let Beth Roehm bethroehm57@gmail.com know ASAP.

Thank you, Karen and Beth

COVER OUR KIDS and MORE

Diana Priess, Coordinator
dianajpreiss@aol.com

March is sure to be Big and Busy for our Cover Our Kids Team and our Bits 'n Pieces Quilt Members who are graciously joining us!!

First of all, a Big "Thank You!" to our committee members, Gayle Barron, Sara Seagrist, and Sue Meyer who have worked hard to get our committee up and running and moving forward!!! We are also happily welcoming a new member to our committee, Kathie Simmons! As a team we have set goals for 2024-2025, created new concepts, found new resources, and planned and organized 3 Cover Our Kids Sew Days for 2024!!

Our very first Sew Day is coming up on **Monday, March 18th!** We look forward to spending the day with you! All members are welcome to join us!! We have titled this day **"Spring into Action! 3-yard Sprints & Jelly Roll Races!!"**. We will be **at the church** from **9:30 - 2:30**. Bring your **Sewing Machine, Sewing Supplies, Extension Cord, and Lunch**. Also, you can bring **Cutting Mat, Rotary Cutter, Ruler, and Risers**. We will have **Snack and Prizes!!** We will also have **3-yard Kits & Jelly Roll Kits for You!!**

Our Future Cover Our Kids Sew Days are:

Wednesday, June 5: "School's Out! Let's Sew Sweet Treats for the Kids!!" (Layer Cakes, Charm Packs, Fat Quarters, & More!)

Thursday, September 26: "Fall Frolic! Tumbling Leaves, Pumpkins, Sweaters, & Apple Picking!"

And, last but certainly not least, our Mission is to provide a warm hug to children in need by providing our beautifully created, warm quilts and sharing our craft!!

Several organizations have requested larger quilts for the older children and teens. Additionally several organizations have requested that we wash and dry our quilts in Fragrance-Free detergents with **No added softeners or dryer sheets**, as some of the children are sensitive to these products.

At our February meeting, 27(!) quilts were turned in, completed, washed, and labeled, by Our Bits 'n Pieces Members!! Thank You So Much!! Additionally, we had several Quilt Tops pieced and completed, and passed on to our Quilters for the next step. Some of you are so graciously taking these quilted tops and completing the Binding for us!! Thank You All So Much!!

Each of you have made Important Contributions to our mission and endeavors as a committee and a Quilt Guild to provide for those in need! We are so thankful to be a part of this wonderful journey! You are All making the days and lives of many children and their families a little brighter!! Thank You So Much!!

Diana Priess
Committee Chair



UFOs - (Unfinished Objects)

Megan BATTERY mbattery8119@sbcglobal.net
Ginny Rainey kengin9259@gmail.com

For 2024 UFOs, email your list for 2024, fill out a new list from the website or let us know if you want to continue with your old list.

The 'List':

- Includes projects that you started or bought but never finished them. They should be quilting related – placemats, wall hanging, baby quilts, Block of the Months, kits – anything you want to finish in 2024. I normally put all my UFOs on the list because I never know what I will want to work on in 2024. You have until the April meeting to give us your list.
- When you finish any quilt on your list bring it to a meeting. Tell the UFO table you finished it and display it during Show and Tell. (If you cannot come to the meeting then email with a picture.)
- You earn Points for completing each quilt. (Points are based on the size of the quilt and the type of quilting. (We are going to try something new this year. We can always go back to the old way next year. I will write more on this later.)

We will draw monthly participation prizes And there will be several prizes for the most points at the end of the year.

If you have questions please contact Megan or Ginny (see email contact information above).

“ZOOM FUN SEW DAYS”

Chris Williams

cwwill@earthlink.net.

First Saturday of odd months:

May 4, July 6, September 7
and November 2.

9:30 a.m. - 3:30 p.m.

ZOOM CHAT & SEW GROUP:

1st and 3rd Wednesday evening

7:00 p.m. - 9:00 p.m.

2nd and 4th Thursday afternoon

1:00 p.m. - 3:00 p.m.

All members are welcome.

Contact:

Chris Williams cwwill@earthlink.net

MARCH AND APRIL WORKSHOP UPDATES

Following are the workshop flyers for the March and April 2024 workshops. We will have signups for both workshops starting at next week's BNP meeting. Pricing listed on the flyers is for cash or check, credit card payments include a nominal service fee. Payment secures your reservation.

Please note that both of these instructors will only be offering one workshop each with a limited number of students.

Please e-mail me if you have any questions.

KIMONO DESIGNS PURSE” WORKSHOP

Wednesday, March 27, 2024
Salem Methodist Church – 14825 Manchester Rd. 63011
9:30 AM – 12:30 PM



Theresa Gallup

Fiber Artist, Springfield, MO, KIMONO DESIGNS

The kimono is more than just a robe. Like the zen garden and the tea ceremony it is an integral part in Japanese life and culture. They are usually made with great craftsmanship from highly decorated and prized fabrics. During my 7 years living in Japan, I came to value them as much as the Japanese.

But times and fashions change. Even the finest garments can become surplus. When I returned to the United States the artist and the home economics teacher in me tried to find a way to breathe new life into these beautiful robes.

Combining highly decorative kimono highlights with silk and other fine fabrics I handcrafted one of a kind wearable items and fashion accessories for the North American market. My work has been featured in gift shops and the cover of the 2011 Christmas catalog of the Smithsonian Institution. The care and craftsmanship I use in producing my fashions and accessories make them perfect to give as gifts or to add to your own wardrobe. I hope they will be prized as family heirlooms.

Workshop Fee - \$25 Per *Person* + Kit Cost (see below for one of two kit options)

**Space is Limited to 20 Students
Students provide their own lunch and assembly supplies**

Learn how to make a one-of-a-kind small purse from Theresa Gallup, Kimono Designs.
Choose from one of two purse design kits:



**Small purse 7"x9"
\$24 kit cost**



**Mini Purse - 5"x8"
\$19 kit cost**

Kits include all **the** fabrics and accents to make your purse - black piping, tassel/bead accent, satin lining, inner lining, magnetic snap, and 52" shoulder cord.
All other assembly supplies are provided by the student, listed below.

Supply List:

Sewing machine

Black thread

Zipper sewing machine presser foot

Regular sewing machine presser foot

Needle-nose pliers

“FABRIC LANDSCAPE COLLAGE” WORKSHOP

Wednesday, April 24, 2024

Salem Methodist Church – 14825 Manchester Rd. 63011

9:30 AM – 12:30 PM



David Walker

Biography

***Dave Walker**, a 1968 Chillicothe High School graduate, has always felt drawn to the colors, textures, and possibilities of fabric. He began his fiber art journey constructing quilt tops. Eventually he felt constricted by patterns designed by others and in 2009 came up with the idea to use leftover quilting scraps to make landscapes. Over time, the process of cutting up, layering and piecing fabric scraps evolved into works of art he calls Fabricscapes. Dave employs a “bond and sew” technique of raw edge machine appliqué, textile painting, and thread-work using free motion sewing to complement the design and hold the collage together on a muslin backing. All pieces are framed and matted for easy hanging and depict a story of travel, a record of time, or an impression from nature. Fabricscapes have been featured in galleries throughout Missouri and can be found in patrons’ homes from Florida to Alaska.*

Dave is proud to be a Juried Best of Missouri Hands Artist and has received many awards and recognitions from shows across the state. He has a BSE in Art Education from Northeast Missouri State University (now known as Truman State University).


Dave served 40 years as a Nursing Home Administrator and later a traveling LongTerm Care Consultant. Driving through rural Missouri he collected images and ideas for future fabricscapes. Now retired, Dave resides with his wife, Julie, in Columbia, MO. His work is available for purchase at Art off the Trail in Rocheport, MO and Serendipity Salon and Gallery in Columbia MO.

Workshop Fee - \$60 Per Person (includes \$30 landscape collage material kit cost)

Space is Limited to 15 Students

Students provide their own lunch and assembly supplies

Learn how to make a fabric landscape from award-winning, Juried Best of Missouri Hands, David Walker, Fabricscapes.



Each student will create their own unique no-sew 18"x24" landscape collage during class. David will present a slide show of fabric collage examples to inspire students. David will demonstrate the raw edge applique technique. The workshop kit includes bonding material and a large selection of fabrics to select from for the class project.

The class project will be ready to quilt at home, frame and hang in a place of pride in your home.

All other assembly supplies are provided by the student, listed below.

Supply List:

Paper cutting scissors

Fabric scissors


Optional – Solid, prints, and batik fabric scraps suitable for landscape land, skies, trees and water. Fabrics should be in a variety of light to dark shades of green, blue, and brown.

Scraps of fabric with houses, barns, animals or objects of interest such as fences, flowers, trees, shrubs, can also be incorporated.

MJ KINMAN WORKSHOPS RESCHEDULED



“BITE-SIZE GEMS” Workshop
Thursday, July 11, 2024



“DAMES & DIAMONDS” workshop
Friday, July 12, 2024