

GUILD MEETING AUGUST 22, 2023

LET'S GET CREATIVE!!!



Jenny Lyon, the Quilt Skipper

Jenny has been joyfully teaching the art of quilting since 2006. Her classes are encouraging, supportive, and light-hearted. She loves seeing her students realize that they CAN quilt their own work on a domestic machine. She teaches at various guilds, shops, and events throughout the country as well as at major international shows.

She uses her domestic sewing machine to create art quilts and wearable art. She loves to watch her machine stitches create line, texture and shadow as they merge on the surface of the fabric. Her work has been juried into a variety of major shows including Houston and Paducah as well art galleries and SAQA exhibits. Some are held by private collectors.

She calls herself the Quilt Skipper because once while quilting her own quilt, she was so delighted by the unexpected beauty of it and what emerged from her needle, that she found herself cheerfully skipping around the house when she took her breaks. It is her joy to create art with free motion quilting.

Jenny lives in Northern California with her husband and an empty nest that leaves more room for books, fabric and notions. Her current work is centered around whole-cloth pieces, with intricate free-hand free-motion quilting. Because there is little or no piecing, the story is told through the line of the thread. She considers this work to be "sculpting" the fabric, since the stitches create line and shadow upon the quilt's surface.

GUILD MEETING MINUTES

JULY 25, 2023

Teresa Basler, Secretary

Summer Salad Meeting

In lieu of a regular meeting, the guild enjoyed a Summer Salad Dinner. The evening comprised of a variety of appetizers, delicious salads and desserts followed by a fun game of Quilt Bingo.

President Candy Grisham thanked the Salad Dinner Committee for organizing such a fun event.

Joyce Zepp reminded everyone of the Sew Day at Jackman's on Lindbergh on Friday, July 28, 2023 starting at 10:30.

Megan Buttery distributed checks for UFO completed projects.

Mary Lou Knox is asking someone to be a contact for the Manchester Firehouse who lives in the Manchester Fire District.

The meeting ended. The next meeting is Tuesday, August, 22, 2023 at 7:00pm.

SALAD SUPPER THANK YOU

A BIG THANK YOU to everyone that came to the Salad Supper on July 25th. Tamra, LaDonna, and I were happy to see over 60+ Bits members arrive bringing an extensive and plentiful, but most of all delicious variety of salads etc. The desserts, well let's just say, 'that didn't turn out as plentiful as hoped for.' Enough said.

Lots and lots of Bingo was played and over 40 prizes were won. Lucky winners got to pick from an extensive selection of fat-quarters, sterling silver bracelets, and quilting post-it notes. The 12 table decorations, colorful Begonia plants, were awarded lottery style.

Again, thank you to all who came. A second big thank you to Candy for her help with emails, reminders, and suggestions. And third to the Moving Company who did the table decorating and food table set-up.

Thank you to Tamra and LaDonna for everything they did, too.

Gay Stewart

♥ ♥ ♥ **COMING SOON** ♥ ♥ ♥

**Updates on our
2025 Fanfare of Quilts.**

But in the meantime:

Start those quilts!

Volunteer to join committees!

Work on those quilts!

Volunteer to SELL tickets!

Finish those quilts!

**Volunteer to HELP our Quilt
Show be a SUCCESS!**

And

HAVE FUN!!!

PRESIDENT'S MESSAGE

Candy Grisham, President

Thank you to the Summer Supper committee, Gay, LaDonna & Tamara, for putting together a delicious and fun evening. We never fail to have great food!!!

Thank you also to Sarah Weible for handling and running the UFO challenge for the last several years. She has turned the reins over to Megan Buttery and now can work on her own UFO's! Great job.

We are more than half way through this year! I am always amazed at this group; your willingness to share, work, pitch in and just be supportive. Thank you.

Going forward in the year we have two great national workshops with programs coming up. You asked for more on free motion quilting and Jenny Lyons won't disappoint. There are still a few openings for Day 2.

October will bring MJ Kinman back with her fabulous gems. I am going to do my birthstone. This is also the opportunity to learn a method of foundation piecing so hope you will sign up.

Stay cool and see you in August.

Candy Grisham
President

MEMBERSHIP

Jane Dodge
janestl@gmail.com

Priscilla Kosednar
pkosednar@sbcglobal.net

Can you believe it!! Our membership continues to grow and we now have **239 members**. Please take the time to say hello and introduce yourself to someone you haven't met.

We still have many name badges that have been ordered and are ready to be picked up. We will be bringing these to the meetings for you. Please check at the front table

Just a reminder, **please wear your name badge** to our meetings. It is the best way to meet newer members, make new friends and make everyone feel welcome. We usually have attendance prizes at the end of our meetings, but a name badge is required to pick up your prize. So please wear your name tag, and pick up a ticket at the membership table when you arrive.

With our membership growing, we could use help at the membership table with our attendance tickets. Please contact Jane or Priscilla if you can help with any meetings this year.

Guests are always welcome. We ask for \$2 as a guest fee, except when we have a national speaker, then the fee is \$5

Jane Dodge and Priscilla Kosednar



Linda Waugh, Coordinator

Lkampwaugh@charter.net

314-941-3195

Harry Turner, a new guild member and Karen Turner's spouse, had a successful shoulder surgery in July. He is recovering and receiving PT.

Karen Turner is also recovering well and getting plenty of PT. Let's keep both of them in our thoughts and prayers. I know they'll appreciate cards of support.

Let's continue to keep **Phyllis Nelson**, **Ivy Osborn**, **Lisa Smith**, **Edie Cornell-Smith** and **Sandy Rekowski** in our thoughts and prayers.

Please consider that when sending a card or email of support to these members is, to them, like receiving a ray of sunshine, a hug, to see that "someone is thinking of me", as I get through this trial! I know each of them will appreciate your time, thoughtfulness, and friendship.

Please send any Sunshine or Shadow requests to me. Thank you.

Linda Waugh

Lkampwaugh@charter.net

314-941-3195

COVER OUR KIDS

Joyce Zepp

joycezepp83@gmail.com

314-593-6283

Forty quilts were turned in to Cover Our Kids in the month of July, AND EVERY SINGLE ONE OF THEM WAS WASHED AND HAD A LABEL!!!! Thank you so much for the attention to detail!

Our sew day at Jackman's on the 28th was a great success. Several quilt tops were completed, but more importantly, members of our guild were able to fellowship while doing something they love. Thanks to all who attended.

If you missed the event, 3-yard fabric groupings and patterns will be available at the next meeting for you to take home.

Thanks, Joyce Zepp



“IN PERSON FUN SEW DAYS CANCELED”

Mary Lou Knox, Coordinator

mknox911@charter.net

636-225-3279 (HOME)

314-223-0375 (TEXT)

At the moment there are no Fun Sew Days scheduled.

Thanks,
Mary Lou Knox

“ZOOM FUN SEW DAYS”

Chris Williams

cwill@earthlink.net.

Wednesday Evening Zoom - first and third Wednesday

7:00 - 9:00 p.m.

September 9 (changed due to Labor Day Holiday)

October 4, 18

November 1, 15

December 6, 20

Thursday Afternoon Zoom - every other Thursday afternoon

- 1- 3 p.m.

September 14, 28

October 12, 19

November 2, 16, 30

December 14, 28

Let me know if you have questions. Thanks, Chris

WOOLY WOMEN

Chris Williams, Coordinator

cwill@earthlink.net.

This group is learning about wool applique of all kinds.

We meet on the **first Sunday of each month**

at the

West County EMS & Fire Administrative Offices

223 Henry Ave., Manchester MO 63011

Scheduled dates:

September 10, November 5, December 3.

Let me know if you have questions. Thanks, Chris

Route 66 Project Challenge

This challenge, sponsored by Art Bits, is open to all members of Bits 'n' Pieces, and seeks to celebrate the 2026 Centennial of the Mother Road.

Due date for finished pieces is April 15, 2024. A .pdf File, "Invitation to Participate" (found in our i.o.group)— contains the rules, critical dates, and other important information.

Contact: Wendy Richards whoob@aol.com or 636-399-7695.

BITS LIBRARY

Francine Boillat

Effybee534@aol.com

636-891-5084

Please return all materials, books, magazines, etc., that have been borrowed for several months or even years to the Bits Library. It is so nice to have things returned so that others can enjoy them.



You can return them during the Guild Meetings or send them with a friend who will be attending in person.

For more information, please contact Francine at 636-891-5084.

JENNY LYON WORKSHOPS

Both workshops held at:
Jackman's Fabrics – 1234 N. Lindbergh Blvd. 63132
10:30 AM – 5:00 PM

Fearless Free Motion Quilting – Start with a Square Wednesday, August 23, 2023



Using a scrap of large-scale print fabric as a “starter”, students learn how to create a unique free motion quilted **quiltlette**, step-by-step. This workshop is designed for students with some free motion quilting experience. Although it's not a beginner FMQ class, a timid free motion quilter will gain confidence in this class. This is a great class for students with a little free motion quilting experience who want to learn to combine motifs and discover their own personal style. Various motifs and fills will be taught in class.

Jenny will send out a survey one week before with a variety of FMQ fill designs. Students will vote on their top 4 choices so that the class is targeted to their interests.

Supply list - <https://quiltskipper.com/wp-content/uploads/2019/01/Supply-List-StartWithASquare.pdf>

Free Motion Quilting – Blooming Sheers Thursday, August 24, 2023



This is just pure fun! Let's play with squares of sheer fabric, layering them on a quilted background to create colorful effects. This is color theory without color wheels or rules, just playing with color like a Kindergartner! This is a great class for a timid free motion quilter and more experienced quilters can add quilted plants, insects, animals.... This is a joyful class with a minimal supply list – does it get any better than that?

Supply list - <https://quiltskipper.com/wp-content/uploads/2022/02/Blooming-Sheers-supply-list-in-person.pdf>



COLOR CHALLENGE 2023 Guild Challenge Trish Hill, Coordinator 314 303 2179

Rules

- Must be 36 by 36 inches, three layers quilted and finished.
- Use one or more of the blocks you pulled, no other blocks can be added
- Make a quilt using the color and the color theory you picked at the meeting.
- You may add one neutral color to the color theory pallet.
- You may use any method or technique and may embellish any way you would like as long as nothing extends past the 36-inch measurement or higher than 1/4 inch.
- Quilts may be quilted any way you want and must be finished with either binding or facing.
- Quilt label should include guild challenge 2023, title of piece, your color, your theory, your name, finished date, any techniques used.
- Completed Color Challenge quilts due at the Oct. meeting.

Color 101 for Clueless Quilters

- There are many tools that you can use but I find a 12 or a 24 segmented color wheel and a 3 in 1 color tool by Joan Wolfram to be all you need.
- **Color Terms:**
 - Primary colors: those colors you can't mix. Red, Yellow, Blue. These are also the colors used to make any other color on the color wheel. Secondary colors; made by mixing 2 primary colors together. Orange, Green and Violet.
 - Tertiary colors: these are made by mixing a primary color with the adjacent secondary color. There are 6 of them, red-violet, blue-violet, blue-green, yellow-green, yellow-orange, and red-orange
 - Warm colors: these colors stand out, they advance, they pull response from you. They have heavy concentrations or red and yellow.

- Cool colors: these colors recede, they blend in, and they are calming. They have heavy concentrations of blue and violet
- Color: described by hue, value and intensity
- Hue: a color or a wavelength
- Value: lightness or darkness of a color
- Intensity: is the purity of the color, which determines the brightness or dullness
- Tint: color plus white
- Tone: color plus gray
- Shade: color plus black
- Neutral color: black, white, beige and gray. However, I think other colors can be neutrals also, but I'm going to say they need to be a cool color

Color Theory

- Color theory is a grouping of colors that are pleasing to the eye.
- Monochromatic: any tint, tone or shade of one color
- Analogous: using 2 to 5 colors that are adjacent (next) to each other on the color wheel.
- Complementary: using any 2 colors opposite each other on the color wheel
- Split Complementary: using any color with the 2 colors on each side of its complement.
- Triad: using any 3 colors equally spaced from each other on the color wheel.
- Tetrad: using a combination of 4 colors on the wheel that are 2 sets of complements.
- Key color: predominant color in your color scheme or palette.
- **General guidelines for using color:**
 - Keep in mind that theories are guidelines, they are not set in stone. Value makes your quilt sparkle but color gets the credit.
 - Prints add texture
 - Something unexpected adds excitement.
 - Coordinate but don't over match.

**If you have any questions call or text
Trisha Hill 314-303-2179.**

MAKE YOUR OWN GEMSTONES!!!

Two Workshops with MJ Kinman



MJ Kinman

Fabric and gemstones, what could be better? If you saw MJ Kinman at the Bits 'n Pieces 2023 Quilt Show, you know that MJ's quilts are showstoppers! MJ's passion is creating quilts inspired by beautiful gems. This is NOT foundation paper piecing! This traditional piecing with MJ's unique technique using freezer paper. Learn MJ's unique design and piecing techniques to create your own singularly beautiful work of faceted light.


Signups for MJ's **October 25th and 26th workshops** began at the July Salad Supper. So don't wait, these classes are expected to fill up fast! Please have your **cash/check (\$60 per workshop)** or **credit card (\$61.75 per workshop)** available at the meeting to secure your workshop reservation. Students will be required to provide their own supplies and lunch for each workshop. Check your e-mail for the supply lists. See below for a brief introduction to MJ Kinman and workshop descriptions.

Each workshop will be a 6-hour in-person workshop with MJ Kinman. The workshops will be October 25th and 26th at Jackman's St. Louis from 10:30 AM-5:00 PM with a half-hour lunch break.

MJ's work has been exhibited at the National Quilt Museum, the International Quilt Museum, the New England Quilt Museum, Quilt Festival (Houston, TX), Quilt Week (Paducah, KY), and Festival of Quilts (Birmingham, UK). Her work is included in collections as varied as Maker's Mark Distillery, the National Quilt Museum (Paducah, KY) and the International Quilt Museum (Lincoln, NE), plus many private collections around the United States.

MJ's popular Birthstone Series patterns feature traditional birthstone gems, and her Diamond Divas Series offer large, artistic quilts easily customizable by makers. Her first book, Gemstone Quilts, was released by C&T Publishing in 2020.

MJ KINMAN WORKSHOPS




“BITE SIZE GEMS” WORKSHOP

Wednesday, October 25th, 2023

Jackman's Fabrics – 1234 N. Lindbergh Blvd. 63132

10:30 AM – 5:00 PM

- ◆ Learn how to create a freezer paper pattern based on a mock-up of a bite-size gem that MJ provides.
- ◆ Understand how different types of fabrics impact the flow of light and color across your design.
- ◆ Create your own color palette for your gemstone.
- ◆ Learn MJ's tips for organizing and streamlining your work.
- ◆ Learn MJ's piecing techniques.
- ◆ Assemble your fabric facets to create your own 18"-square mini-quilt of faceted color.



“DAMES AND DIAMONDS” WORKSHOP

Thursday, October 26th, 2023

Jackman's Fabrics – 1234 N. Lindbergh Blvd. 63132

10:30 AM – 5:00 PM

- ◆ Choose from one of MJ's four patterns inspired by some of the world's most beautiful gems!
- ◆ Work on one of the fully charted gem patterns during class
- ◆ Create a quilt block from the pattern during class.
- ◆ Enjoy MJ sharing stories of the gems and their outrageous, eccentric, and intriguing owners.
- ◆ Learn about the codes and visual clues MJ uses to help piece a gem together.
- ◆ Learn about the dazzling variety of colored gemstones so that you can select your gem colors. (Hint: there are no wrong answers!)
- ◆ Understand how different fabrics impact the flow of light and color across a quilt design.
- ◆ Practice the assembly techniques as you create your own stunning gem block.

FANFARE OF QUILTS - March 15-16, 2025

TA DAAAHH!!!!

QUILT SHOW CHAIR:
Darla Gibson

Well, we are 1 year, 7 months and 12 days until March 15, 2025!

Do you know what March 15, 2025 is???

I hope so! It is our next Fanfare of Quilts event at Queeny Park.

I will be getting the planning committee together in the next month. If you have already volunteered, please expect an email from me inviting you to our kick off meeting - date/time and location to be determined!

If you are interested in volunteering, please HOLD THAT THOUGHT! Don't lose it! We will be needing a lot of help and I will be assessing where we are and make an announcement for the positions that are open. We'd love to have you but I need to see where we need people.

I'll be in touch soon!

Thank you!

RAFFLE QUILT CHAIRS:
Barbara Nagel & Dianna Kogut

Are you a new or an established Bits 'n Pieces member interested in getting to know other Guild members??



We've got the **perfect opportunity** for you!

Join the
Raffle Quilt Committee
and help prepare for the
2025 quilt show!

We meet periodically to plan the who/when/where/how of organizing ticket sales and as it gets closer to the show, we'll be at various quilt shops and venues in the community selling tickets to support the Guild.

For more information, please contact Dianna Kogut (314-413-9389) or Barb Nagel (314-724-5838). Looking forward to meeting you!



It's just around the corner. Let's make sure all those kiddies have all those "must have" supplies, and a safe and fulfilling school year.




THE COMPANY

SET UP/TAKE DOWN MEETING CHAIRS

Mary Lou Knox

Cell: 314-223-0375 - Home: 636-225-3279

Email: mknnox911@charter.net



The Company is a group of guild volunteer members who come to each Bits and Pieces monthly meeting to "set up/break down" the chairs and tables for our guild. I usually ask for a minimum of 6 volunteers for each meeting. To volunteer, please email, text, or telephone Mary Lou Knox. I usually send out an email ahead of time looking for volunteers, or you can sign up at any guild meeting. Volunteers must arrive at the church at 6:00pm to help and remain afterwards to reset the room.

If you are interested in volunteering for ANY guild meeting, please contact: Mary Lou Knox. THANK YOU!!!!