

GUILD MEETING JULY 25, 2023

Salad Supper
in Lieu of a July Meeting - No Show & Tell
BUT LOTS OF FUN
July 25th at 6 PM

Come One, Come All to the Fabulous and Fun Salad Supper!
This is One Event You Don't Want to Miss!

The Salad Supper Committee, Tamra, LaDonna and Gay have planned an evening with lots of conversation, a fun game of BINGO, lots of colorful and quilt friendly PRIZES, AND a puzzle or two.

So **MARK YOUR CALENDAR** and be sure to email, text, or call Gay at:



Gay Stewart
diane.stewart14@att.net
314-527-9980



WHAT TO BRING

- ♥ Your favorite salad or finger food (to feed 6-8 people) or any non-dessert yummy, or fruit or veggie dish...AND don't forget to include a serving spoon for your dish.
- ♥ At least 25 markers (buttons, coins, M&Ms, etc.) for the Bingo game.
- ♥ Your favorite beverage from home.

WHAT WILL BE PROVIDED

- ♥ Paper Products, Utensils, Water (and some flavorings) and Drinks (non-alcoholic)

Hope to see you there, Gay , LaDonna, Tamra



ZOOM GUILD MEETING NOTES

JUNE 27, 2023

Teresa Basler, Secretary

President, Candy Grisham:

Opened the meeting. The meeting was recorded to capture chat for salad supper.

Patti Moreland introduced our guest presenter **Candace Hassen** – “Inspiration” Trunk Show via Shared Screen. Candace Hassen’s “Handout” to guild members will be sent out after the meeting.

Business meeting started around 8pm.

A motion was made to approve the previous month’s minutes and seconded. The Treasurer’s report is on the Website.

July Salad Supper:

Gay Stewart asked for members to let her or LaDonna know if you are attending. Need to get head count for tables. Salad Supper starts at 6pm (one hour earlier than usual meeting time) No Meeting. No Show n Tell. Bring a salad or item that serves 6-8 people. Already have enough desserts. Bring serving utensil. Plates, eating utensils, and drinks (water and tea) will be provided. No alcohol. There will be Games & Prizes. Bring 25 markers for Bingo (buttons, m & m’s, rocks...) A reminder email will be sent out.

Workshops:

Sara Seagrist talked about the upcoming Jenny Lyons Workshops. There are still 5 openings for the 2nd Day. Open to anyone.

Sara will send out a “Save the Date” for the October 25th & October 26th Workshops with **MJ Kinman**. Active sign-ups will start at August meeting. If interested you can contact Sara ahead of time.

Honor Flights:

Candy gave an update on Honor Flight Quilts. Judy Humphrey said that she has the needed 100 quilts for the upcoming flight. She already has 33 of the needed 100 quilts for the March 2024 flight. She thanks everyone who has helped embroider centers and make quilts and would be happy to accept quilts any time. 36 x 36.

Three members of Darla’s family went on the Honor Flight in June. Judy made sure that all three of the men received quilts (even though not all men on the flight received quilts) It brought tears to the eyes of two of the men.

Cover Our Kids:

Candy reported on Joyce Zepp’s **Sew Day for Cover our Kids**-July 28th at Jackman’s 10:30-4:00. If you haven’t already signed up, please let Candy or Joyce know. 3 yard patterns and kits will be there. Joyce still needs one Christmas Theme large quilt.

2025 Quilt Raffle:

We have Quilt Raffle Committee Volunteers – Barbara Nagel and Dianna Kogut. They will be forming a committee soon. They can use volunteers and would love to have new members join them. Please Contact Barbara or Dianna if you are interested.

NEW Guild Challenge – Route 66 Challenge:

Wendy Richards invited anyone in the guild to participate in the Rt 66 challenge. The Rules and all necessary documents are posted on the Website. Quilts will be 24” x 24” depicting an attraction along Rt 66 from Chicago to LA. Application Deadline to participate is Oct. 1st, 2023 (but she would love to have the applications by the end of July). The actual Pieces are not due until April 15, 2024. She hopes to exhibit the pieces locally and nationally. So far, 44 people have signed up for the challenge. She thinks it would be great to get 66 (or more) entries.

The Color Challenge is still open! It isn’t due until November. Contact Trish Hill if you are interested. You will pick a color, a color theme and a quilt block 36 x 36. See Website or Trish for more details

JUNE ZOOM MINUTES - continued

Membership:

Pricilla Kosednar & Jane Dodge awarded attendance prizes to Sue Meyer, Sue Mueller and Wendy Richards. They will bring the prizes to the salad supper. Tracy Volansky, business owner of "All Things Quilty" www.allthingsquilts.com donated some of the prizes; a children's fabric bundle, a Christmas fabric bundle and a batik bundle.

We had one guest in attendance, Pam (no last name offered) & 75 people attended the Zoom meeting.

UFO's:

Sara Weible announced that the UFO Deadline was tonight for prizes. Prizes will be given out in July. Megan Buttery will be in charge of the challenge going forward.

SHOW & TELL:

Darla displayed and described "Show n Tell"

MINI GROUPS:

Mary Lou Knox announced the next "in-person" Fun Sew Day – Aug 5th, 2023

Chris Williams announced the next "zoom" Fun Sew Day – July 1st, 2023

Chris Williams announced that "Wooly Women" will meet Sunday, July 2, 2023 from 2-4pm

"Better Beginnings" is cancelled for July

Wendy Richards announced that there are a lot of groups now using the Fire Station. There are new rules and new codes will be given to the people in charge of the meetings.

NEW BUSINESS:

Candy Grisham announced that next year is **Bits n Pieces 40th Anniversary!** She asked for volunteers to put together a "Birthday" celebration to commemorate this event in lieu of a salad supper next year... possibly in June. We have history and pictures, etc.

Meeting ended just prior to 9pm

Thank you Patti Moreland for capturing these minutes while I was away. Much appreciated.

Teresa Basler
Secretary

PRESIDENT'S MESSAGE Candy Grisham, President

Thank you all for being so understanding in June when we needed to make the turn back to virtual. It worked!

I am looking forward to the Salad Supper in July. Well salad and dessert. Please remember to give Gay Stewart a head's up if you are coming so we have an accurate count and tables can be set up. It is always a laid-back time with friendship, conversation and maybe a few games and prizes. Starting at **6 PM** this month so we can share our wonderful treats. Gay can be reached at diane.stewart14@att.net

We have two great national workshop teachers coming up, Jenny Lyons and MJ Kinman. I really think one of our great treats as a guild is being able to bring in teachers at reasonable prices to our members. We are already planning for 2024 too.

One thought in signing off as "seasoned members" we know what the events and functions are in the guild but as new members it is probably hard to negotiate. If you meet or chat with a new member, maybe you can answer questions or steer them in the right direction.

Happy quilting, sewing, summer & community.

Candy Grisham
President

MEMBERSHIP

Jane Dodge
janestl@gmail.com

Priscilla Kosednar
pkosednar@sbcglobal.net

If you ordered a name badge this year, we will be bringing these to the salad supper in July. Please contact Jane Dodge if you would like your name tag and you will not be at the salad supper. We can try to make arrangements to get your name badge to you. Jane lives in the Manchester area and Priscilla is in Chesterfield.

Just a reminder, please wear your name badge to our meetings. It is the best way to meet newer members, make new friends and make everyone feel welcome. We usually have attendance prizes at the end of our meetings, but a name badge is required to pick up your prize. So please wear your name tag, and pick up a ticket at the membership table when you arrive

With our membership growing, we could use help at the membership table with our attendance tickets. Please contact Jane or Priscilla if you can help with the June meeting.

Guests are always welcome. We ask for \$2 as a guest fee, except when we have a national speaker, then the fee is \$5.

Jane Dodge and Priscilla Kosednar

COVER OUR KIDS

Joyce Zepp
joycezepp83@gmail.com
314-593-6283

Though I have no updates this month, I wish to thank all of you who have contributed your time and making of quilts.

Please continue to provide this great charity program so we can continue to add quilt comfort to those in need.

Thanks, Joyce Zepp



Fanfare of Quilts 2025 Planning to Start Soon

Darla Gibson, Quilt Show Chair, Extraordinaire

Mark your calendars for March 15-16, 2025 for this epic event!

If you are interested in learning about the Quilt Show committees, contact Darla Gibson at ddgibby64@yahoo.com

Thank you!
DARLA GIBSON

Route 66 Project Challenge

This challenge, sponsored by Art Bits, is open to all members of Bits 'n' Pieces, and seeks to celebrate the 2026 Centennial of the Mother Road.

Due date for finished pieces is April 15, 2024. A .pdf File, "Invitation to Participate" (found in our i.o.group)— contains the rules, critical dates, and other important information.

Contact: Wendy Richards whoob@aol.com or 636-399-7695.



Hi! My name is Tracy Volansky and I am a fairly new member to the guild, having registered at the BNP Quilt Show in March.

I have been quilting for more than 10 years now, but with my children out of the house and in college, I finally have the time to join a guild and spend more time with my kind of people. I am so excited to be a part of this huge group of talented ladies (and men) and hope to learn and expand my abilities with all of you. I've already completed a handful of quilts for Cover Our Kids and can't wait to help out with more.

Some of you may recognize me from my time working at Heyde Sewing. I had more than 2 1/2 years there and really discovered how much I love the sewing and quilting community. I learned much about the industry as a whole and it has since led me to start my own online quilt shop and quilting business, *All Things Quilty*.

I currently run my business from my home, but sincerely hope to open my own (brick & mortar) store in the coming year. In the meantime, I would love to invite you to please visit my site, AllThingsQuilty.com. You will find many of the latest Moda, Riley Blake, Tilda and other designer precuts as well as notions and tons of patterns. In addition, I also offer longarm machine automated quilting service for Edge-to-Edge quilting. More information as well as designs and pricing can be found on my site.


I'm so happy to be a part of this guild and being able to learn and help wherever and whenever I can. I will be donating 2 precuts of some kind (Jelly Rolls, Fat Quarter Bundles & Layer Cakes) to the guild for monthly meeting giveaways.

Please contact me for your quilting needs or for any question you may have.

Thank you!
Tracy
314-303-4651

THE COMPANY SET UP/TAKE DOWN MEETING CHAIRS

Mary Lou Knox
Cell: 314-223-0375 - Home: 636-225-3279
Email: mknox911@charter.net



The Company is a group of guild volunteer members who come to each Bits and Pieces monthly meeting to "set up/break down" the chairs and tables for our guild. I usually ask for a minimum of 6 volunteers for each meeting. To volunteer, please email, text, or telephone Mary Lou Knox. I usually send out an email ahead of time looking for volunteers, or you can sign up at any guild meeting. Volunteers must arrive at the church at 6:00pm to help and remain afterwards to reset the room.

If you are interested in volunteering for ANY guild meeting, please contact: Mary Lou Knox. THANK YOU!!!!

Sunshine Shadow

Linda Waugh, Coordinator

Lkampwaugh@charter.net

314-941-3195

Sandy Rekowski On behalf of myself and my family, I want to thank the guild and all of you for your outpouring of support after my husband's passing. I'd also like to thank you for the donation to the Glioblastoma Research Foundation. It's a horrible disease with no current cure, but there's a lot of hope on the horizon. It's been a long year for me. Your letters, emails, and cards have meant a lot to me. Hope to see you all very soon.

Lisa Smith while traveling through Japan this summer took a very serious fall and broke both an arm and an ankle. She did return home June 15 and is recovering and won't be quilting for several weeks. Let's support her not only with prayers but with cards and emails. Please find her contact information in our directory. Lisa recently returned home. This is a sweet comment by Maryann Stark: I know travel is expensive. In fact I hear it costs an arm and a leg but you didn't have to take it so literally! Glad you are home. Saying a prayer that you will heal more quickly than expected with way less pain and no complications.

Nellie Mueller, a past and very special member of our guild passed away June 17. Nellie was an avid quilter, lecturer and teacher. She had her own home-based business, The Sewing Basket, and also travelled throughout Missouri and beyond teaching and performing a humorous skit, "Grandma Quilter." All of us enjoyed this skit when she performed it for our guild along with her trunk show many years ago. She was a honey! She was also inducted in the Missouri State Quilters Hall of Fame in 2012. Nellie is survived by her husband, James and her children. Let's keep her family in our thoughts and prayer.

Phyllis Nelson was treated for a UTI at St. Luke's Hospital and is recovering now at Delmar Gardens West. She is receiving OT, PT, and cognizant therapy during these passed few weeks. She is responding very well to these therapy sessions. Her husband, John has requested our prayers for her as well as to send her cards that will support and bring her joy. John also requested at this time no phone calls or emails. Please see our guild directory for her home address and let's shower her with cards.

Ivy Osborn's kidney surgery was a success. She is at home recovering. Let's keep her in our thoughts as she recovers from this surgery and is preparing to have a nerve study done on her left arm in the upcoming days.

I talked with her this week and she is most grateful to our guild for the cards and emails and your thoughts and prayers during this time.

Edie Cornell-Smith let's continue to include Edie in our thoughts and prayers as her husband Rob died this month

Our guild continues to show a compassionate and generous spirit for our current and past members who are in need of our support. Thank you for the sunshine and comfort you send.

The MAGNIFICENT group quilt by **Art Bits**, "Wonderful Things - 100 Years of Tutankhamun" has been accepted into the International Quilt Festival in Houston this November.



Kay Strebeck Her "Monarch" quilt was chosen as a Finalist for the Cherrywood Challenge. The Finalists will be mailed in and randomly placed in one of three groups and will go on tour and the tour schedule will be announced in August. The debut for the 3 collections will be at the Houston International Quilt Market and Festival in November. Here is photo of her quilt and two closeups of part of it. He's such a handsome fellow. You can find out more about Cherrywood Challenge at: www.cherrywoodfabrics.com.



Please congratulate both the Art Bits Group and Kay for their truly AWESOME Quilts being accepted into Houston and Cherrywood Challenge Finalist, respectively!

Stay healthy and please contact me with any Sunshine and Shadow news.

Linda Waugh

"IN PERSON FUN SEW DAY"

Mary Lou Knox, Coordinator

mknox911@charter.net

636-225-3279 (HOME)

314-223-0375 (TEXT)

FUN SEW DAY SCHEDULED for SATURDAY, AUGUST 5TH!!

The next "IN PERSON" FUN SEW DAY for 2023 is scheduled for **Saturday, August 5th!**

We meet at the West County Fire Headquarters at 223 Henry Road from 9:30 am to 4:00 pm.

I need at least SIX (6) people who are committed to attending in order to host the day. So please contact me at either of the numbers above by **Thursday, August 3rd** to let me know that you would like to attend. Hope to see you there!!!

If not enough quilters respond, then other arrangements for the day will be made. The final decision about the day will be made on Thursday, **August 3rd**, and notification by email will be sent out that evening.

"ZOOM FUN SEW DAYS"

Chris Williams

cwwill@earthlink.net.

Wednesday Evening Zoom - first and third Wednesday

7:00 - 9:00 p.m.

July 5, 19

August 2, 16

September 6, 20

October 4, 18

November 1, 15

December 6, 20

Thursday Afternoon Zoom - every other Thursday afternoon -

1- 3 p.m.:

July 6, 20

August 3, 17, 31

September 14, 28

October 12, 19

November 2, 16, 30

December 14, 28

Let me know if you have questions. Thanks, Chris

WOOLY WOMEN

Chris Williams, Coordinator

We meet on the first Sunday of each month at the West County EMS & Fire Administrative Offices
223 Henry Ave.
Manchester MO 63011

This group is about learning about wool applique of all kinds.

To learn when the next Wooly Women group is scheduled, please contact Chris Williams –
cwwill@earthlink.net.

CHANGES IN SOME MINI GROUPS

Better Beginnings mini group will be on vacation (no meeting) in July. We will resume in August.

Sharon Domyan's "WIP group" is no longer active due to lack of members.

BITS LIBRARY

Francine Boillat

Effybee534@aol.com

636-891-5084

Please return all materials, books, magazines, etc., that have been borrowed for several months



or even years to the Bits Library. It is so nice to have things returned so that others can enjoy them.

You can return them during the Guild Meetings or send them with a friend who will be attending in person.



COLOR CHALLENGE 2023 Guild Challenge Trish Hill, Coordinator 314 303 2179

Rules

- Must be 36 by 36 inches, three layers quilted and finished.
- Use one or more of the blocks you pulled, no other blocks can be added
- Make a quilt using the color and the color theory you picked at the meeting.
- You may add one neutral color to the color theory pallet.
- You may use any method or technique and may embellish any way you would like as long as nothing extends past the 36-inch measurement or higher than 1/4 inch.
- Quilts may be quilted any way you want and must be finished with either binding or facing.
- Quilt label should include guild challenge 2023, title of piece, your color, your theory, your name, finished date, any techniques used.
- Completed Color Challenge quilts due at the Oct. meeting.

Color 101 for Clueless Quilters

- There are many tools that you can use but I find a 12 or a 24 segmented color wheel and a 3 in 1 color tool by Joan Wolfram to be all you need.
- **Color Terms:**
 - Primary colors: those colors you can't mix. Red, Yellow, Blue. These are also the colors used to make any other color on the color wheel. Secondary colors; made by mixing 2 primary colors together. Orange, Green and Violet.
 - Tertiary colors: these are made by mixing a primary color with the adjacent secondary color. There are 6 of them, red-violet, blue-violet, blue-green, yellow-green, yellow-orange, and red-orange
 - Warm colors: these colors stand out, they advance, they pull response from you. They have heavy concentrations or red and yellow.

- Cool colors: these colors recede, they blend in, and they are calming. They have heavy concentrations of blue and violet
- Color: described by hue, value and intensity
- Hue: a color or a wavelength
- Value: lightness or darkness of a color
- Intensity: is the purity of the color, which determines the brightness or dullness
- Tint: color plus white
- Tone: color plus gray
- Shade: color plus black
- Neutral color: black, white, beige and gray. However, I think other colors can be neutrals also, but I'm going to say they need to be a cool color

Color Theory

- Color theory is a grouping of colors that are pleasing to the eye.
- Monochromatic: any tint, tone or shade of one color
- Analogous: using 2 to 5 colors that are adjacent (next) to each other on the color wheel.
- Complementary: using any 2 colors opposite each other on the color wheel
- Split Complementary: using any color with the 2 colors on each side of its complement.
- Triad: using any 3 colors equally spaced from each other on the color wheel.
- Tetrad: using a combination of 4 colors on the wheel that are 2 sets of complements.
- Key color: predominant color in your color scheme or palette.
- **General guidelines for using color:**
 - Keep in mind that theories are guidelines, they are not set in stone. Value makes your quilt sparkle but color gets the credit.
 - Prints add texture
 - Something unexpected adds excitement.
 - Coordinate but don't over match.

If you have any questions call or text Trisha Hill 314-303-2179.

LET'S GET CREATIVE!!!



Jenny Lyon, the Quilt Skipper

Jenny has been joyfully teaching the art of quilting since 2006. Her classes are encouraging, supportive, and light-hearted. She loves seeing her students realize that they CAN quilt their own work on a domestic machine. She teaches at various guilds, shops, and events throughout the country as well as at major international shows.

She uses her domestic sewing machine to create art quilts and wearable art. She loves to watch her machine stitches create line, texture and shadow as they merge on the surface of the fabric. Her work has been juried into a variety of major shows including Houston and Paducah as well art galleries and SAQA exhibits. Some are held by private collectors.

She calls herself the Quilt Skipper because once while quilting her own quilt, she was so delighted by the unexpected beauty of it and what emerged from her needle, that she found herself cheerfully skipping around the house when she took her breaks. It is her joy to create art with free motion quilting.

Jenny lives in Northern California with her husband and an empty nest that leaves more room for books, fabric and notions.

Her current work is centered around whole-cloth pieces, with intricate free-hand free-motion quilting. Because there is little or no piecing, the story is told through the line of the thread. She considers this work to be "sculpting" the fabric, since the stitches create line and shadow upon the quilt's surface.

Two Free-Motion Quilting Workshops with Jenny Lyon

Signups for the Jenny Lyon August 23rd and 24th workshops will continue at this month's meeting. Classes are filling fast with workshops limited to 20 students per workshop. Please have your **cash/check (\$60 per workshop)** or **credit card (\$61.75 per workshop)** available at the meeting to secure your workshop reservation. Students will be required to provide their own supplies and lunch for each workshop. Check out Jenny's website (quiltskipper.com) for the supply lists. See below for a brief introduction to Jenny Lyon and workshop descriptions.

Let Jenny inspire your FMQ journey!! Jenny has a unique and exciting approach to free-motion quilting on a domestic machine. She encourages every student to expand their knowledge of FMQ through the color lens of their own creativity. Jenny uses fabric color and print designs to inspire every student to express their own unique style of FMQ. Your FMQ class project won't be like anyone else's because it's your creativity on the fabric canvas.

Each workshop will be a 6-hour in-person workshop with Jenny Lyon, the "Quilt Skipper". The workshops will be August 23rd and 24th at Jackman's St. Louis from 10:30 AM-5:00 PM with a half-hour lunch break.

WORKSHOPS WITH JENNY LYON

Fearless Free Motion Quilting – Start with a Square

Wednesday, August 23, 2023

Jackman's Fabrics – 1234 N. Lindbergh Blvd. 63132

10:30 AM – 5:00 PM



Using a scrap of large-scale print fabric as a “starter”, students learn how to create a unique free motion quilted **quiltlette**, step-by-step. This workshop is designed for students with some free motion quilting experience. Although it's not a beginner FMQ class, a timid free motion quilter will gain confidence in this class. This is a great class for students with a little free motion quilting experience who want to learn to combine motifs and discover their own personal style. Various motifs and fills will be taught in class.

Jenny will send out a survey one week before with a variety of FMQ fill designs. Students will vote on their top 4 choices so that the class is targeted to their interests.

Supply list - <https://quiltskipper.com/wp-content/uploads/2019/01/Supply-List-StartWithASquare.pdf>

Free Motion Quilting – Blooming Sheers

Thursday, August 24, 2023

Jackman's Fabrics – 1234 N. Lindbergh Blvd. 63132

10:30 AM – 5:00 PM



This is just pure fun! Let's play with squares of sheer fabric, layering them on a quilted background to create colorful effects. This is color theory without color wheels or rules, just playing with color like a Kindergartner! This is a great class for a timid free motion quilter and more experienced quilters can add quilted plants, insects, animals.... This is a joyful class with a minimal supply list – does it get any better than that?

Supply list - <https://quiltskipper.com/wp-content/uploads/2022/02/Blooming-Sheers-supply-list-in-person.pdf>

MAKE YOUR OWN GEMSTONES!!!

Two Workshops with MJ Kinman



MJ Kinman

Fabric and gemstones, what could be better? If you saw MJ Kinman at the Bits 'n Pieces 2023 Quilt Show, you know that MJ's quilts are showstoppers! MJ's passion is creating quilts inspired by beautiful gems. This is NOT foundation paper piecing! This traditional piecing with MJ's unique technique using freezer paper. Learn MJ's unique design and piecing techniques to create your own singularly beautiful work of faceted light.

Signups for MJ's October 25th and 26th workshops will begin at the July Salad Supper. Don't wait, I expect these classes to fill up fast! Please have your **cash/check (\$60 per workshop)** or **credit card (\$61.75 per workshop)** available at the meeting to secure your workshop reservation. Students will be required to provide their own supplies and lunch for each workshop. Check your e-mail for the supply lists. See below for a brief introduction to MJ Kinman and workshop descriptions.


Each workshop will be a 6-hour in-person workshop with MJ Kinman. The workshops will be October 25th and 26th at Jackman's St. Louis from 10:30 AM-5:00 PM with a half-hour lunch break.



MJ's work has been exhibited at the National Quilt Museum, the International Quilt Museum, the New England Quilt Museum, Quilt Festival (Houston, TX), Quilt Week (Paducah, KY), and Festival of Quilts (Birmingham, UK). Her work is included in collections as varied as Maker's Mark Distillery, the National Quilt Museum (Paducah, KY) and the International Quilt Museum (Lincoln, NE), plus many private collections around the United States.

MJ's popular Birthstone Series patterns feature traditional birthstone gems, and her Diamond Divas Series offer large, artistic quilts easily customizable by makers. Her first book, Gemstone Quilts, was released by C&T Publishing in 2020.


MJ Kinman Workshop
“BITE SIZE GEMS” WORKSHOP



Wednesday, October 25th, 2023
Jackman's Fabrics – 1234 N. Lindbergh Blvd. 63132
10:30 AM – 5:00 PM

- Learn how to create a freezer paper pattern based on a mock-up of a bite-size gem that MJ provides.
- Understand how different types of fabrics impact the flow of light and color across your design.
- Create your own color palette for your gemstone.
- Learn MJ's tips for organizing and streamlining your work.
- Learn MJ's piecing techniques.
- Assemble your fabric facets to create your own 18"-square mini-quilt of faceted color.

MJ Kinman Workshop
“DAMES AND DIAMONDS” WORKSHOP



Thursday, October 26th, 2023
Jackman's Fabrics – 1234 N. Lindbergh Blvd. 63132
10:30 AM – 5:00 PM

Choose from one of MJ's four patterns inspired by some of the world's most beautiful gems!

Work on one of the fully charted gem patterns during class

Create a quilt block from the pattern during class.

- Enjoy MJ sharing stories of the gems and their outrageous, eccentric, and intriguing owners.
- Learn about the codes and visual clues MJ uses to help piece a gem together.
- Learn about the dazzling variety of colored gemstones so that you can select your gem colors. (Hint: there are no wrong answers!)
- Understand how different fabrics impact the flow of light and color across a quilt design.
- Practice the assembly techniques as you create your own stunning gem block.