

GUILD ZOOM MEETING NOVEMBER 23, 2021

Quilts and the Underground Railroad: Fact or Fiction Presented by Jan Doyle



Jan is a media personality with her own show, Wyse Talk, on cable and YouTube. Jan has appeared on Good Morning CT for three years with Classroom Connections, taught elementary and high school, as well as the Houston International Quilt festival and many quilt guilds around the US.

She is also a Co-Rep for the Connecticut Chapter of Studio Art Quilt Associates, (SAQA), editor of the SAQA -CT newsletter, and immediate past president of the New Haven Camera Club.

As a teacher, Jan felt that the one page in the history books devoted to the Underground Railroad was completely inadequate. Personal interest and study led to the creation of the program Quilts and the Underground Railroad: Fact or Fiction. Jan said, "What makes my presentation unique are the historical facts juxtaposed with handmade quilts and the storytelling feature. It's great fun when I use a bonnet, and transform into 'Auntie Jan'."



PRESIDENT'S MESSAGE
Phyllis Bednarek, President

Dear Bits n Pieces Friends,

Julie Silber's quest to find quilts with unusual workmanship, is a reminder to each of us to enjoy and laugh a little at our own wonky quilts. Now I feel confident that my own "peculiar" quilts will have a place in history.

Remember:

"Always find a reason to laugh, it may not add years to your life, but will surely add life to your years". (author unknown)

Now on to business. With the help of our Nominating Committee, Elizabeth Stewart, Pat Pourchot, and Mary Ann Stark, we were able to find excellent candidates for Vice President and Secretary.

Patti Moreland is the candidate for VP (Programs) and Teresa Basler is the nominee for Secretary. Both Mary Lou Knox and Nancy Stratte will assist Patti by coordinating the meeting room set up with their "Moving Company".

We will vote for these candidates next month.

We also have two more members who offered their expertise in programs: Linda Waugh and Darla Gibson will offer their time and talents to find speakers for the future. Thank you both!!

As you may remember from the meeting, we hope to have a hybrid meeting for January. This will involve a certain number of people attending in person and some virtually. I will discuss more about the plans after I meet with the Executive Committee about safety guidelines.

I am always so pleased to see so many of you at our meetings. These past two years have been challenging and yet you found ways to meet through zoom and meet in small groups with high hopes to one day meet in person...all together!

Hang in there and keep quilting!!

Phyllis Bednarek
President

ZOOM MEETING MINUTES—OCTOBER 26, 2021
Nancy Hopkins, Secretary

President Phyllis Bednarek opened the meeting at 7:00pm via zoom.

Candy Grisham introduced the program speaker Julie Silber. She presented the program "Keep them in Stitches: America's Funniest Quilts".

After the program, President Bednarek called the meeting to order.

A motion was made and seconded to approve the minutes of September 28, 2021.

The President reported the following:

- ★ Patti Moreland is nominee for Vice-President and Teresa Basler is nominee for Secretary.
- ★ Mary Lou Knox will be the coordinator for room set-up. The committee will be called "The Moving Company".
- ★ All newsletter submissions are due by October 29, 2021 at 5pm.
- ★ Registration for 2022 membership will begin December 1, 2021. The form will be available on the Bits website.
- ★ Cover Our Kids and Nighttime Needlers need new leaders for 2022.
- ★ Guild Retreats needs a new leader after the January 2022 retreat.
- ★ A new committee for Programs is being formed. A hybrid meeting approach is being developed.
- ★ There is no program planned for December 2021.

Chis Williams presented Show and Tell.

Meeting adjourned at 9:00pm.

Respectfully Submitted,
Nancy Hopkins, Secretary

The background of the entire page is a red curtain. At the top, there are several stage lights, some of which are shining yellow beams of light down towards the center of the page. The text is centered within this beam of light.

**And now for the moment
you all have been waiting for . . .**

**the
Bits 'n' Pieces Quilt Guild
presents
The 2020
Missouri Bicentennial Challenge
and the
2020 Covid Challenge.**

**The participants in these
challenges were:**

**Becca Bauman
Cindy Pfotenhauer
Jean Goldsberry
Kay Strebeck
Marilyn Fallert
Patty Moreland**

Enjoy.



Missouri Bicentennial Challenge 2020

On 10 August 2021, our great State of Missouri celebrated its 200th Anniversary of becoming the 24th State of the United States.

This Challenge was a way for the guild to commemorate this Anniversary of Statehood. But due to the Worldwide Pandemic, the Challenge Reveal of the Quilts was delayed until September 2021.

There were six participants

**Jean Goldsberry
Patty Moreland
Kay Strebeck**

**Becca Bauman
Marilyn Fallert
Cindy Pfotenhauer**



❖ Missouri Norton ❖


Jean Goldsberry
Best Use of Color and Focus on Missouri Agriculture



❖ Pony Express 1860-1861 ❖

St. Joseph Missouri
Becca Baumann
Best Focus on Missouri History and
Use of Missouri Star Block

Missouri Bicentennial Challenge 2020 - cont'd



❖ **Missouri Bicentennial** ❖

Patty Moreland

Most Patriotic and Best Demonstration of
Pride in Missouri



❖ **Sandy Creek Covered Bridge** ❖

Marilyn Fallert

Best Presentation of Missouri Landscape



❖ **Show Me State** ❖

Bicentennial Crown Jewels

Kay Strebeck

Best Presentation of Missouri Landscape



❖ **Missouri First Capital** ❖

Cindy Pfothhauer

Best Modern Quilt and Presentation of
Missouri architectural history.



COVID Challenge 2020

In 2019, an outbreak of a deadly disease began to appear in Asia. Soon it spread worldwide, killing millions in its wake. Hospitals and morgues were overrun with victims of this pandemic. At the time, there was no vaccine. Whole nations shut down. Over 700,000 Americans died of COVID.

This challenge is a tribute to the first responders, the medical staff and experts, and the many Missourians who sewed masks or did whatever they could to help.

Due to the Worldwide Pandemic, the Challenge Reveal of the Quilts was delayed until September 2021

There were three participants

Jean Goldsberry

Patty Moreland

Kay Strebeck




❖ Covid ❖

Jean Goldsberry
Best Depiction of Daily Living During the
COVID Pandemic.



❖ Thank You First Responders ❖

Patty Moreland
Best Appreciation of First Responders During the
COVID Pandemic.



❖ St. Louis Strong COVID 2020 ❖

Kay Strebeck
Best Focus on Encouragement of Others and the
Teamwork During COVID Pandemic



2022 NEW CHALLENGE

Cindy Pfothenauer, Coordinator
949.413.6473
cindypfot@gmail.com



Theme: Create a quilt that reminds you of a favorite children's book. Choose one you enjoyed as a kid or a favorite to read to your children or grandchildren or any child in your life.

Completion date: Quilts will need to be submitted to me by the middle of May 2022. I'll set up drop off/pick up places and times as we get closer. They will be displayed at the May meeting.

Size: any size up to 24" edge. If you choose to make a circular quilt, then the diameter is no larger than 24". I will entertain other size requirements if anyone would like to discuss it with me before the November meeting. I want this project to be an easily doable size.

Prizes: Yes, of course!! Attendees at the meeting will have the opportunity to vote on some categories. I'm hoping we can enjoy the quilts and guess the books they were based upon.

Other requirements:

- Your quilt should be 3 layers and quilted in some manner through all 3 layers.
- Some kind of finished edge that holds the 3 layers together at the edge (may be a raw edge)
- Be mindful of copyright requirements. Do not create a direct representation.

Embellish your hearts away. Paint fabric, add beads, make it 3-dimensional.

Fun! Fun! Fun! I'm really hoping for high participation. So many great books we've all enjoyed through the years. Let's have fun with this one!!

Questions? Please contact me:
Cindy Pfothenauer
949.413.6473
cindypfot@gmail.com



Linda Waugh, Coordinator
Lkampwaugh@charter.net
314-941-3195

Darlene Sforza emailed the guild in early October an update about her health and chemotherapy treatments for bladder cancer. She received several urgent rescues of fluids and a unit of blood and she felt so much better after these treatments. She has finished this round of radiation treatments and the doctor will decide about any future chemotherapy treatments. Dar is most grateful for the cards, emails and texts that she has received in the last month and she feels the love and care that is coming from all at Bits. Please continue your prayers, emails and cards to keep her spirits high and hopeful.

Betty Caswell, a longtime and active member of our guild passed away October 22 and was surrounded by her family. Her daughter, Dee Vogt, also a past member of our guild shared this sorrow with us. Betty leaves a legacy of love for her grandchildren, volunteerism at several organizations including Salem United Methodist Church in Ballwin, and her active membership in our Quilt Guild.

Donna Tharp had hip replacement surgery this month. She is recuperating at her daughter's home for another week until her family feels she will be comfortable at home. I know she will enjoy hearing from her guild so let's send her lots of joy and support with cards and emails and keep her in our thoughts and prayers.

Sandy Sagan had foot surgery at the end of October. She is using a walker for now and hopes to be walking on her own in the next week or so. She has asked us for prayers that her foot will heal and she has a successful and quick recuperation. Let's pray for Sandy and her husband Bob and send her our support through cards and emails.

Nancy Peters sent an email to our guild sharing with us that her annual mammogram as well as a sonogram and biopsy confirmed breast cancer. After preliminary tests, she has had two surgeries. The good news is her lymph nodes were clear, numbers were good, and she does not need chemotherapy. Nancy will start 4 weeks of radiation treatments in the beginning of November. She is grateful to members for their support and prayers. Let's keep the flow of cards and emails to Nancy as well as our prayerful support to get her through this next month of radiation treatments.

We have so many members who need our support at this time, so let's send strength, hope, friendship, and lots of prayers to our members—those mentioned in this newsletter, those who have recently lost loved ones, and those who are suffering from family problems and worries that we may not know about.

NOW HIRING APPLY TODAY



WE NEED YOU!

*Many positions still need to be filled.
Please consider being a Committee Leader.*

Each of these positions offer an opportunity to be creative, to meet new members, and manage an important guild committee. Please carefully review each position and contact Phyllis Bednarek at phyllisb4@gmail.com or text her at 630-319-4292 with any questions you may have.

We really hope you are interested in being the leader of one of these positions. And thank you for your consideration

1. Block of the Month
2. COK & More
3. Membership
4. National Speakers
5. Raffle Quilt Tickets
6. Guild Retreats (Susan Calzone will still plan January 2022 Toddhall Retreat)
7. Nighttime Needlers (contact Marsha Bray for more details at Marshasbray@gmail.com or 314 650 9739.

MEMBERSHIP

Mary Lou Knox
mknnox911@charter.net
and Peggy Anderson
pjanderson56@charter.net
Coordinators



MEMBERSHIP REGISTRATION BEGINS

Starting on **December 1st**, our new Membership Chairs will be Priscilla Kosednar and Jane Dodge and they will begin accepting registrations and checks for the new 2022 quilt year!

The new registration form and information can be found on the Bits and Pieces Quilt Guild website. **COMPLETE** the form, **INCLUDE** a check of \$25 made out to "**Bits and Pieces Quilt Guild**", and **MAIL** to **Priscilla Kosednar**, 1049 Cambridge Way Drive, Chesterfield, MO, 63017.

PLEASE TAKE TIME TO CHECK YOUR NAME, ADDRESS, AND PHONE NUMBERS ON THE CURRENT ROSTER AT THE GUILD WEBSITE. AND PLEASE TRY TO DO THIS BEFORE DEC. 1st. MAKE SURE THAT EVERYTHING IS CORRECT. IF CORRECTIONS OR ADDITIONS NEED TO BE MADE, PLEASE CONTACT MARY LOU KNOX AT 636-225-3279 or mknnox911@charter.net, Thank you!!!

Finally, Peggy and Mary Lou would like to thank all of the guild members for their cooperation and help during the "unusual" last two years! It has been both fun and challenging, and we have both enjoyed serving as Membership Chairs for our GREAT guild!!

Don't forget to send in your registration starting on Dec. 1st!!!

UFO'S

Sarah Weible, Coordinator
s.weible@gmail.com
314.313.3360




Our last cash prizes will be awarded in January 2022. Work must be completed and shown (either at a show and tell zoom meeting with a shout out to me or a photo with you and the project sent to me) by December 31st.

As we wind down 2021, if you haven't participated - start thinking about creating a UFO list for next year.

Remember some participants won just for having turned in a form!

Keep on finishing those UFOs.



RETREATS FOR MEMBERS AT TODDHALL AT COLUMBIA, IL

For basic information regarding our guilds retreats check the website under Guild Activities.

For information on a specific retreat or to sign-up contact the noted coordinator.

January 20 -23, 2022 - Thursday - Sunday,
Susan Calzone - sesnowzone@charter.net

FANFARE OF QUILTS 2023

MARCH 18-19 2023

QUILT SHOW 2023 UPDATES

QUILT SHOW 2023 CHAIR

Darla Gibson

I am continuing my series of Quilt Show facts and information that goes into the planning and organizing of the Fanfare of Quilts Show.

Special Exhibits

What is a special exhibit? Well, it's exactly what it sounds like! It is a quilt or series of quilts presented by a person or group that draws people into our quilt show.

Over the years, we have had several national special exhibits and some more local. The idea is to find an exhibit that will interest other quilters to come to our show. It may also draw some non-quilters because it is someone well known.

Here are some that we have had in the past:

2008 – “Ladies Art Company – The First Mail Order Catalog for Quilt Block Patterns” and “Komen for the Cure”

2010 – Corrections Restorative Justice Program Quilts

2012 – Ricky Tims/Richard Tims “Dad’s Lone Star” and Rambling Art Quilters “The River” and “Our World: A Slice of Life”

2014 – Caryl Bryer Fallert-Gentry “30 Quilts for 30 Years”

2016 – Art Bits Challenges and Celebrity Small Art Quilt Collection from Tracy Back

2018 – Suzanne Marshall, Kevin the Quilter “Radar”, Karen Tye “Landscapes of Grief”

Our guild has such fun connections and the people that connected us to these absolutely fabulous exhibits are to be commended. I hope we can find something that stands up for 2023!

- Darla Gibson

GUESS HOW MANY SPOOLS CONTEST



REMEMBER

Keep saving those empty spools for our Special Fun Event we'll be having at our 2023 Fanfare of Quilts Show!



THANK YOU VETERANS



HONOR FLIGHT

Judy Humphrey, Coordinator

Chris Williams is collecting Honor Flight quilts on behalf of Judy Humphrey. Due to holiday travel, Honor Flight quilts must be delivered to Chris no later than **November 15**. Please contact Chris at 314 452 5912 or ccwill@earthlink.net.

For those who have Honor Flight quilts to drop off, Judy Humphrey will be at the West County Fire House at 223 Henry Ave 63011 on **November 26 from 10 to 2**, the Friday after Thanksgiving.

Thanks to ALL who have been making quilts for the Honor Flight. Your quilts are greatly appreciated as shown in the letter by one of our vets, Bob Purcell.

Thank you.

- Judy Humphrey

The **Honor Flights** will be starting up again in **March 2022** and our vets will be in need of our quilts once again.

- Judy Humphrey



QUILTERS' CONCERNS

Judy Vogt,
Professional Long Arm Quilter

Check top and backing of quilt for any open seams and fix before giving to long arm quilter.

Machines could catch on those and cause damage to your quilt top.

Thank you,
Judy Vogt

Dear Judy:

Right now the first thing I do when I lean back in my chair to watch at St. Louis Baseball Cardinals game is to put your lap quilt over my legs. Your work is beautiful and it is warm. I really like all the red, white and blue! Of course, the main purpose is to use this on the Honor Flight, but wanted you to know how much I am enjoying using it prior to this exciting trip. I am a 91 year old Korean Veteran and have never been to Washington, D.C. and this quilt will be going with me.

Can't begin to thank you enough for all your time and effort in making this lap quilt. You and this lap quilt honoring my service are very much appreciated.

Warm wishes,

Bob Purcell

QUILTS FOR AFGHANISTAN FAMILIES

Hi Friends,

How do we say Welcome with love....it is with a home made quilt. Thanks to our generous and lovingly skilled members, quilts were taken to the International Institute St. Louis (3401 Arsenal St. 63118) which is a few blocks east of Tower Grove park.

I will say, this was an impressive number of quilts and in my excitement to deliver, I did not get an accurate count but I don't think I exaggerate when I say approximately 50 were donated. Our desire was to welcome the Afghan refugees coming to our beautiful community of St. Louis and we certainly did that.

I have made other donations at the institute and the experience is like no other. In September, cars were lined down the street filled with donations of all sorts. These items would actually fill and be organized in a school gym for distribution. But...can more quilts be used...well you know our winter so the answer is "Yes"!

A heartfelt THANK YOU in your generous donation. If you ever want to donate again for new immigrants, please let me know.

Thank you,
Margaret Gaal
mgaalstacy@yahoo.com



COVER OUR KIDS

Tamra Phelps (636) 243-1079 and
Gay Stewart (314) 527-9980
Coordinators



Boy, oh boy! Really...Quilts, oh Quilts!! You've kept us busy collecting and delivering COK quilts. The last few days 60 quilts (yeah that's right) have been delivered. BJC is again accepting our quilts so they received 30 and a days later Circle of Concern received 30. Each got a variety of sizes for both boys and girls.

Before delivery each quilt is opened to check for any problems and for a COK label. It is so exciting to see each quilt knowing that one of you had lovingly created these beautiful and fun works of art for a lucky kid that will "love" it completely. The charities are so thankful and appreciative of your quilt gift. We don't get to meet the kids but we've heard some heartwarming stories.

Not only have quilt makers been busy making quilts for COK but Pattern Party cutters have been cutting their way through lots of fabric. As of now COK has 13 completed kits that need to be quilted. And 15 tops are ready to be sewn together. New patterns were used. Instructions and pre-cut pattern pieces are ready for you. These are NOT sew 5" pieces together but more challenging. Why not reserve one (maybe 2 or more) now? Delivery or meeting time can be arranged.

THANK YOU ALL!!!

Cutting-Up Together is your opportunity to share a few hours of fun with your friends, or better yet, get to know and make some new friends. Come with a joke or two or a funny story to share. The fun begins at Salem UMC on Monday, **November 15th, from 10am to 2pm**. Lunch is your choice. You can either bring your own or ordering out is always a favorite option. And COVID precautions will be followed. Individual tables are available.

You'll also need to bring some Cut-Up equipment. So **bring your favorite rotary cutter, cutting mat, and ruler(s)** of choice. Cover Our Kids will provide new quilt patterns with cutting instructions, a selection of fabrics, and other items needed. And having a dull rotary cutter blade is NOT an excuse...COK has extras eagerly waiting to join Cutting-Up with you.



We are looking forward to seeing you on the 15th and hearing your joke or story. You can call Gay to let her know you are coming. Or just show up. Or stop by and visit for awhile if you're out and about.

See you there!

ZOOM MINI EVENTS

Chris Williams, Coordinator

cwwill@earthlink.net

Chris Williams will continue doing
Zoom Mini Events.

Bits Evening Zoom: Will be zoomed the first and third **WEDNESDAY EVENING from 7:00-9:00**. The upcoming dates are: November 3, November 17 (Linda Keeler will host), December 1, and December 17.

It's a time to chat, share projects, ask questions and just catch up on news of the Guild and each other. If you are interested or have questions, contact Chris Williams (cwwill@earthlink.net)

Bits Afternoon Zoom Sew Along are every other **Thursday afternoon from 1:00 to 3:00 p.m.** Upcoming dates are **November 11 and December 15**. We will not meet on Thanksgiving Day. As we head into the holidays, other date(s) will be announced.

Zoom Fun Sew Day is scheduled for **November 6 from 9:30 – 3:30**. ZOOM Fun Sew Days which will be held on the **1st Saturday of odd numbered months: January 8, 2022, March 5, 2022, May 7, 2022.**

IN PERSON FUN SEW DAYS

Mary Lou Knox, Coordinator

mknnox911@charter.net

Mary Lou Knox will be doing
IN PERSON SATURDAY FUN SEW DAYS at the FIREHOUSE on Henry Road on **EVEN** numbered months.

There is one scheduled for **Saturday, December 4th, from 9:30am to 3:30pm**. We have to have at least 6 people who will commit to attending. If that number cannot be reached by the deadline of November 20th, other arrangements may have to be made or perhaps even cancellation of the date.

If you would like to attend FUN SEW DAY on December 4th, please email Mary Lou at mknnox911@charter.net or call 636-225-3279 no later than November 20th. She will keep everyone informed about the status of the day.

**PLEASE SIGN UP AND COME HAVE
A FUN DAY WITH FELLOW GUILD
QUILTERS!!!
ALL BITS MEMBERS ARE WEL-
COME!!!!**



For your convenience, the Zoom Tips and Tricks pages will be published in each newsletter until we physically meet again.

THE TECH COMMITTEE CORNER

**Gail McCartney, Megan Buttery, Patti Moreland, Rita Nyhoff,
Candy Grisham, Linda Keeler, Marsha Bray & Phyllis Bednarek,
Chris Williams**

We have done so well with our online meetings averaging 100 members both times. Some helpful hints from the tech committee to make your viewing experience the best:

- Please **name** yourself and try to get **your video** up so we can see you. If you do not know how we will help.
- Please make sure your **mute** is on during the programs

The **interactive calendar** is on the website. Patti Moreland did a fantastic presentation about using the calendar. The calendar is on the Members only page. It is for all Bits related activities. It is also useful to see if another group is already using the Zoom account.

Bits now has a **Zoom account** for meetings and small groups. If you want to use the Bits Zoom account for a small group activity contact Patti Moreland or Rita Nyhoff to verify the calendar and get passwords. You should get a **zoom invitation** a week before the meeting and the day of the meeting. If you do not contact one of us.

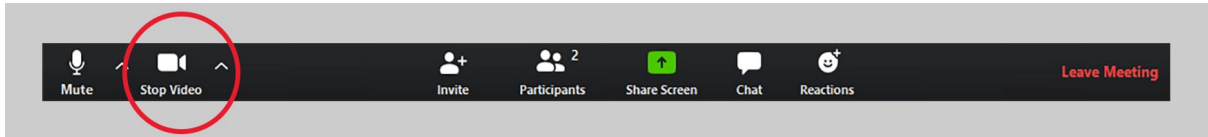
We are doing **show and tell** via Zoom as well. You can send in your high-quality photos of projects you have completed. Watch for a link the week or so before the meeting.

See you next month,
Tech Committee

ZOOM TIPS/TRICKS

We know not everyone is a Zoom expert, so we thought we'd share some things we've learned to make your time using Zoom a little easier for our time together.

At the bottom of your Zoom window, you'll see something that looks similar to the black bar below (though it may not be *exactly* the same.) Depending on your device this may be in a different place.



Audio - Click on the icon to mute or unmute yourself. Click on the arrow to fine tune and test your audio choices. We ask that you keep your audio on mute while we're in the full group meeting, unless asked otherwise.

Video - We love to see your faces! Click on the icon circled in red to show or not show your video. Click on the arrow to see more video options. It's our preference for you to have the video on, although ultimately, it's your choice! When/if in breakout groups, please do turn your video on so your fellow participants can see you.

Participants - Click on the icon to open the Participants window, which includes a list of who else is taking part in the meeting. You can also change your display name here, by clicking on 'More' next to your own name. You can also click on ... in upper right of your screen to rename yourself.

Reactions - At times, we may ask you to raise your hand, which is found when you click on Reactions. You can also clap for your fellow participants or give them a thumbs up! You're always welcome to send your questions, comments, and enthusiasms there as well!

A couple of other tips:

- You can change your view! In the upper right of the main Zoom Screen, you'll see a couple of different icons that change depending on whether the speaker is sharing. We encourage trying out a couple of different options to find what view works best for you.
- Speaker view or gallery view. When a speaker is presenting they will show up as the only one on screen.
- Something we learned the hard way: Zoom likes a restart. The program works best on a laptop or desktop computer, and it benefits from a daily restart of your computer.
- Mute yourself when not speaking. Join the meeting in a quiet space.
- For a quick unmute, hold the space bar down on a PC
- Depending on where you are viewing you may need to swipe or arrow left to see everyone.

Thanks,
Candy, Gail, Gail, Marsha & Darla