

WE'RE GOING LIVE OUTSIDE ON AUGUST 24!



SALAD SUPPER/PICNIC

August 24, 2021 - 6 pm to 8 pm
Paul Schroeder Park - Pavillion 2
Manchester, MO
Megan Buttery, Coordinator

This year, we will hold our “traditional” Salad Supper
with a few “Covid-related” changes.

Covid Change: Our Salad Supper will be held outside in the beautiful Manchester Paul Schroeder Park, under Pavilion 2.

What to Bring

Members with last name starting with A thru M bring a Salad
Members with last name N thru Z bring a dessert.

Covid change: You have a choice of bringing food just for you or to share and bring your own drink.



Games and Prizes

If you want to play a game, bring 3 fat quarters – any kind.
There will be attendance prizes!!

Please follow the CDC guidelines for what is best for you.
The CDC and Local guidelines are changing daily and may impact our plans.

If you plan on attending, please RSVP whether you will bring food for yourself or to share.

RSVP or questions to:

Megan Buttery (mbuttery8119@sbcglobal.net),
Debbie Reynolds (d.a.reynolds@sbcglobal.net) or Mary Ann Barr (mabarr221@yahoo.com)

PRESIDENT'S MESSAGE

Phyllis Bednarek, President

Hi Fellow Bits nPieces Members

Greetings from Gail Tredoux. Phyllis asked me to stand in for her this month.

Recently, I came across a quote on Creativity from Mary Lou Cook, which reads:

"Creativity is inventing, experimenting, growing, taking risks, breaking rules, making mistakes and having fun."

This definition (to my mind) describes Maria Shell, who spoke to our guild on Tuesday. It was interesting and awe inspiring to hear her story. And to see what masterpieces came from that process.

Two things stood out for me.

One - that by calling herself a "Quilter", she defined who she was and what she enjoyed. I think all Quilters can relate to that.

And two - how many times Maria was involved with her community and celebrated this using quilts. She is amazingly creative in putting together a stunning piece of meaningful (to the community) fiber art from a collection of blocks made by the community members.

Finally, Maria's quilts are anything but traditional. She takes the quilting medium into a new era by her use of color, shapes, different size blocks, double quilting stitches and her many other innovative ways to make a quilt. It makes me smile to think that, thanks to Maria and folks like her, quilting has a bright future

Regards
Gail Tredoux

ZOOM-MEETING MINUTES

JULY 27, 2021

Nancy Hopkins, Secretary

Vice-President Gail Tredoux opened the meeting at 7:00pm via zoom.

Candy Grisham introduced the program speaker Maria Shell. She presented the program "Journey of an Alaskan Quilt Maker".

After the program, Vice-President Tredoux called the meeting to order and asked for approval of the minutes of June 22, 2021. A motion was made and seconded and the minutes were approved unanimously.

The Vice-President reported the following:

- Candy Grisham is still taking sign-ups for the Maria Shell Workshop to be held October 6 & 20.
- All newsletter submissions are due by July 30, 2021 at 5pm.
- The Membership committee reported two new members.
- Salad Supper is scheduled August 24 at Paul Schroeder Park 6-8pm.
- Judy Humphrey will attend the Salad Supper and have Honor Flight kits available.
- A UFO drawing will be held in September.
- Scraps sew days at church will resume, contact Nancy Muskopf.
- Francine Boillat has asked that all library items be returned once in-person meetings resume.
- Nighttime Needlers chair, Anne Perry, is stepping down. Contact Marsha Bray if interested in assuming leadership.

Wendy Richards presented Show and Tell.

Candy Grisham announced that the guild has signed up for Quilt Sampler to be held October 2 & 3.

Meeting adjourned at 8:35pm.

Respectfully Submitted
Nancy Hopkins, Secretary

MEMBERSHIP

Mary Lou Knox

mknox911@charter.net

and Peggy Anderson

pjanderson56@charter.net

Coordinators

It is hard to believe that the 2021 Bits and Pieces Quilt Guild year has already passed the halfway mark!!!! We currently have 172 members registered!!!!

The guild has many interesting programs planned for this year!!!! Registration is always open, so please urge your friends and fellow quilters to register. New registrations will be continually added to the communications roster as they are received.

The registration form can be found on the "Members Only" section of the website. COMPLETE the form, INCLUDE a check made out to "Bits 'n' Pieces Quilt Guild" and MAIL to: Mary Lou Knox, 1465 Autumn Leaf Drive, Twin Oaks, MO, 63021 Everyone must renew their membership for the 2021 year.

When we again have meetings in person and if you want to win a membership attendance prize, you must wear your name tag. We have stick-on name tags available at the membership table or you can order an engraved badge. Engraved badges are \$10 and can be ordered in magnetic or pin backed styles. An order form for badges is available at the membership table or please contact: Peggy Anderson at: pjanderson56@charter.net. Remember that magnetic badges should not be worn with a pacemaker.

If you DO NOT wish to receive a membership card, please email Peggy Anderson at: pjanderson56@charter.net.

PLEASE SUPPORT OUR GREAT GUILD!!!!!!



Linda Waugh, Coordinator

Lkampwaugh@charter.net

314-941-3195 or 314-909-8559

Nancy O'Hara, a longtime member of our guild, passed away in her sleep last Saturday. She was a lung cancer survivor who also had heart issues and COPD. Nancy was enthusiastic about her sewing and quilting guilds. She was very creative and very skilled. She will be missed by many of her guild friends. Let's keep her husband, Eugene, and family in our thoughts and prayers.

Suzanne Mullaney's husband's Memorial Service was celebrated this July 29. Let's continue to keep Suzanne in our prayer as she recalls her life with Joe during these weeks and months.

Debbie Miles continues to need our support and prayers as well. She has now moved to Mari de Villa, room 64 in the west building for recovery and therapy.

The summer is flying by. Let's remember these members in our thoughts and prayers as we zip through our sewing rooms enjoying our projects.

Please contact me with any Sunshine and Shadow requests through my email:

Lkampwaugh@charter.net or my cell at. 314-941-3195. My landline has been disconnected.

Thank you,
Linda Waugh

FANFARE OF QUILTS 2023

MARCH 18-19 2023

QUILT SHOW 2023 UPDATES

QUILT SHOW 2023 CHAIR

Darla Gibson

Quilts by the numbers...

I am continuing my series of Quilt Show facts and information that goes into the planning and organizing of the Fanfare of Quilts Show.

How many quilts does it take to have a Quilt Show?
That is a big question – a lot!

We typically advertise “300+” or “350+”. But what is the real number?

2008 - 274
2010 - 303
2012 - 388
2014 - 333
2016 - 317
2018 - 287
2020 - 357 quilts registered
and **to be** shown!

The variance isn't much from year to year – between 300-400 quilts. HOWEVER, these are just the quilts and quilting items entered in the show. There are always quilts shown by vendors, sometimes an art quilt challenge, special exhibits, Cover Our Kids, and Honor Flight booths and so much more!

This means that there are probably over 400 quilts each year for the last 7 – that's right SEVEN shows. That is over 2800 quilted items that this guild has shared with the public!

I cannot wait to share the 2023 show! I know it is still over 2 years away but there is a lot of planning and quilting to do! Let's make it the best post-pandemic quilt show on earth!!

- Darla Gibson

GUESS HOW MANY SPOOLS CONTEST



Are you saving your empty spools...?

Don't forget, we are collecting empty thread spools for a special fun event at our show in March 2023!

Let's impress our show visitors by ALL the spools of thread we used since 2020!

Bring your empty spools – any size: large or small, plastic or wood, any color to Chris Williams or Judy Humphrey at the upcoming Salad Supper on August 24!



- Judy Humphrey

HONOR FLIGHT

Judy Humphrey, Coordinator

I am still in need of Honor Flight Quilts. We have two flights coming up with 60 veterans on each flight. That's 120 quilts. I am still trying to meet this goal.

Many have finished quilts, but since I live so far away, I have arranged with Chris Williams to collect finished quilts.

Chris lives close to Salem Church where we normally meet.

Her address is:
180 Baxter Commons Dr.
Call or Email Chris before you come:
314-452-5912
cwwill@earthlink.net

Chris will have a few kits available.

I will be at the Salad Supper/Picnic on August 24th. You can drop off quilts or pick up kits.

*** * * SIZE GUIDELINE * * ***

Size: 36 X 36
A little smaller, a little larger okay.
Patriotic fabric.

All Star Virtual Sampler Platter

Saturday, 10/2 2-5 pm

Sunday 10/3 2-5 pm

We are signed up to do another Quilt All Star Sampler on October 2 & 3.

The link will come out a week ahead and you simply log in to watch."

-Candy Grisham

Three Points, A Triangle Workshop **Maria Shell Workshop** **Oct. 6 and 20**

Maria is such an inspiring teacher. She is having a virtual workshop: "Three Points, A Triangle" on October 6 & 20 in the evening. She is a great virtual teacher with so much to offer.

The workshop will lead you through your own design working with triangles and your choice of fabric.


Fee \$80. Checks made to Bits n Pieces
Please send registration to:
Candy Grisham
3 Woodbine Ct.
Washington, MO 63090

Don't wait!

N O W H I R I N G !

Nighttime Needlers needs a new coordinator. This is an easy job that takes very little time! If you are interested, you can contact Marsha Bray for more details.

Marshasbray@gmail.com or 314 650 9739



UFO'S

Sarah Weible, Coordinator

s.weible@gmail.com

314.313.3360

I have seen many beautiful quilts so far this year and want to thank you all for sharing photos of them either by our zoom meetings or via email.

In July we awarded our first cash prizes of the year. Please join me in congratulating Peggy Anderson, Francine Boillat, Jane Dodge, Mary Lou Knox,

Priscilla Kosednar, Lisa Marsden, Rita Nyhoff, Nancy Peters, Cindy Pfotenhauer and Linda Waugh - these ladies shared \$230 in prize money!

In total, they completed 134,962 square inches of lovely quilts for the period January - June 30. A huge thank you to Debbie Reynolds for getting those checks out so quickly!!

I am confident there are many more Bits members who have finished projects or are close to finishing. It's not too late to turn in your list of UFOs and certainly not too late to record completed ones. To turn in a list, just e-mail s.weible@gmail.com. All I need is a working title of your project and an approximate date of when it was started, thought up, purchased fabric for, etc.

To have a completed project recorded, I need it shown at show and tell with a shout out to me or an emailed photo of you AND your project, along with the size and who/how it was quilted.

Any UFO form I have by August 31st, is qualified for our September participation drawing.

Our final cash prizes of the year will be awarded in January 2022. Therefore, all projects will need to be shown and recorded by December 31, 2021. There is plenty of time to get those projects finished and be in the running for money and then there's the fame of course. We already have ten award winning quilters in our group!!

- Sarah Weible



QUILTERS' CONCERNS


Judy Vogt,
Professional Long Arm Quilter

Please **do not** attach embellishments like beads, buttons, bows, crystals, etc. prior to sending your quilt to the long arm quilter.

The embellishment may break a needle or cause damage to the machine or your quilt.

Attach them after the quilting is complete.

Thank you,
Judy Vogt



Be on the lookout for upcoming events and changes to the guild's schedule in the newsletter and on the guild's website.

- Marsha Bray

RETREATS FOR MEMBERS AT TODDHALL AT COLUMBIA, IL

For basic information regarding our guilds retreats check the website under Guild Activities.

For information on a specific retreat or to sign-up contact the noted coordinator.

August 13-15, Fri-Sun, Laurie Schrader - laurieaschrader@gmail.com

January 20 -23, 2022 - Thursday - Sunday, Susan Calzone - sesnowzone@charter.net

ZOOM AND LIVE MINI EVENTS

Chris Williams, Zoom Mini Events Coordinator
cwwill@earthlink.net

Mary Lou Knox, Live Mini Events Coordinator
mknnox911@charter.net

As stated in the July newsletter, the Fun Sew Days are continuing – BOTH LIVE AND ZOOM!

Mary Lou Knox is the coordinator for the LIVE Fun Sew Days. And for those of you who prefer the ZOOM Fun Sew Day, Chris Williams will be coordinator for the ZOOM Fun Sew Days in the odd months: July, September, November, January, March, May.

We do have a ZOOM Fun Sew Day scheduled for Saturday, July 3 from 9:30 – 3:30. Chris is sending out the Zoom reminder and invite before that event. If you have not signed up for the ZOOM event and would like to attend, contact Chris at cwwill@earthlink.net.

As noted above, we are going to have BOTH **Live** and **Zoom Fun Sew Days** – alternating months. Even months (August, October, December, January, March and May) will be **LIVE EVENTS** at the Fire station. Contact Mary Lou Knox at mknnox911@charter.net. Deadline for signups is July 24th.

Hope to see you all – anywhere!

Chris & Mary Lou

Schedule of Zoomed Meetings

Fun Sew Days also continue with Zoom.

Chris Williams is continuing as the coordinator of ZOOM Fun Sew Days which will be held on the 1st Saturday of odd numbered months: September 4, November 6, January 1, at 9:30 a.m. 3:00 p.m. These are open to all guild members. Just think – sewing with friends and no need to haul a machine, sewing supplies, ruler, iron or project! Some people just do hand work during the session also.

Contact Chris Williams (cwwill@earthlink.net) if you are interested in joining in the fun or have questions. See the Bits website for more information.

Bits Members Afternoon Zoom – Chris Williams will continue to host these events - Dates are 8/5, 8/19. This group meets every 2 weeks on **THURSDAY AFTERNOON** from 1:00 – 3:00. The group chose to have a Sew Day during their Zoom meetings. This group is open to everyone, but you must sign up to receive a Zoom invite. If you are interested in joining this group or have questions, contact Chris Williams (cwwill@earthlink.net)

Bits Members Evening Zoom – Chris Williams will continue to host these Zoom gatherings the first and third **WEDNESDAY EVENING** from 7:00-9:00, on 8/4, 8/18. It's a time to chat, share projects, ask questions and just catch up on news of the Guild and each other. If you are interested or have questions, contact Chris Williams (cwwill@earthlink.net)

COVER OUR KIDS

Tamra Phelps (636) 243-1079 and
Gay Stewart (314) 527-9980
Coordinators

We have delivered 209 quilts in 2021. Good job, gals!

COK will be at the August salad supper and everyone is encouraged to take a kit, which includes batting and backing, and to quilt it.



We would appreciate it if unfinished tops could be pieced before the end of our term. A number of completed tops have been turned into COK, but due to space limitations, we would like to see the finished kits get quilted before we make additional kits.

We will do a quick show-n-tell in August and share our COK experiences during COVID-19.

P.S. Please look again for COK kits, many are still shown as outstanding, and bring your finds to the supper salad. Quilt tops are returnable unquilted or not sewn together. No questions asked, no receipt required.

Thanks,
Gay Stewart and
Tamra Phelps





For your convenience, the Zoom Tips and Tricks pages will be published in each newsletter until we physically meet again.

THE TECH COMMITTEE CORNER

**Gail McCartney, Megan Buttery, Patti Moreland, Rita Nyhoff,
Candy Grisham, Linda Keeler, Marsha Bray & Phyllis Bednarek,
Chris Williams**

We have done so well with our online meetings averaging 100 members both times. Some helpful hints from the tech committee to make your viewing experience the best:

- Please **name** yourself and try to get **your video** up so we can see you. If you do not know how we will help.
- Please make sure your **mute** is on during the programs

The **interactive calendar** is on the website. Patti Moreland did a fantastic presentation about using the calendar. The calendar is on the Members only page. It is for all Bits related activities. It is also useful to see if another group is already using the Zoom account.

Bits now has a **Zoom account** for meetings and small groups. If you want to use the Bits Zoom account for a small group activity contact Patti Moreland or Rita Nyhoff to verify the calendar and get passwords. You should get a **zoom invitation** a week before the meeting and the day of the meeting. If you do not contact one of us.

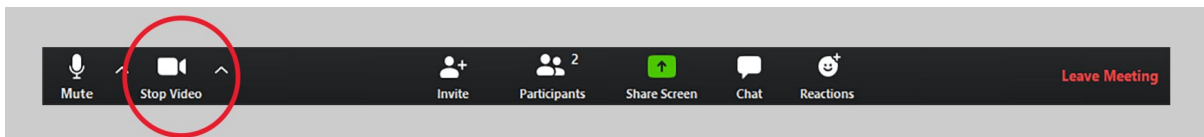
We are doing **show and tell** via Zoom as well. You can send in your high-quality photos of projects you have completed. Watch for a link the week or so before the meeting.

See you next month,
Tech Committee

ZOOM TIPS/TRICKS

We know not everyone is a Zoom expert, so we thought we'd share some things we've learned to make your time using Zoom a little easier for our time together.

At the bottom of your Zoom window, you'll see something that looks similar to the black bar below (though it may not be *exactly* the same.) Depending on your device this may be in a different place.



Audio - Click on the icon to mute or unmute yourself. Click on the arrow to fine tune and test your audio choices. We ask that you keep your audio on mute while we're in the full group meeting, unless asked otherwise.

Video - We love to see your faces! Click on the icon circled in red to show or not show your video. Click on the arrow to see more video options. It's our preference for you to have the video on, although ultimately, it's your choice! When/if in breakout groups, please do turn your video on so your fellow participants can see you.

Participants - Click on the icon to open the Participants window, which includes a list of who else is taking part in the meeting. You can also change your display name here, by clicking on 'More' next to your own name. You can also click on ... in upper right of your screen to rename yourself.

Reactions - At times, we may ask you to raise your hand, which is found when you click on Reactions. You can also clap for your fellow participants or give them a thumbs up! You're always welcome to send your questions, comments, and enthusiasms there as well!

A couple of other tips:

- You can change your view! In the upper right of the main Zoom Screen, you'll see a couple of different icons that change depending on whether the speaker is sharing. We encourage trying out a couple of different options to find what view works best for you.
- Speaker view or gallery view. When a speaker is presenting they will show up as the only one on screen.
- Something we learned the hard way: Zoom likes a restart. The program works best on a laptop or desktop computer, and it benefits from a daily restart of your computer.
- Mute yourself when not speaking. Join the meeting in a quiet space.
- For a quick unmute, hold the space bar down on a PC
- Depending on where you are viewing you may need to swipe or arrow left to see everyone.

Thanks,
Candy, Gail, Gail, Marsha & Darla