

## ZOOMING ALONG...JUNE 22, 2021



### **A TRUNK SHOW OF MY FIBER WORK**

Presented by  
**Annie Scheumbauer**

Annie is a painter, fiber artist and retired art teacher. Her fiber work includes embroidery, knitting, silk painting and quilting.

She has been transferring her artwork to fabric at [Spoonflower.com](http://Spoonflower.com) and using her own fabric art in her quilts.

Her presentation will be a show and tell of her work. Her artwork can be previewed at <http://www.artistannie.com>.

She writes on her website that she "is continually captivated by nature; interested in capturing plant and flower images through all of their cycles in nature – seeds, sprouts, shoots, flowers unfolding, blossoming, withering. I am interested also in the visual rhythm of leaves unfolding on a stem, roots swirling in a jar. I am striving to capture this energy of germination/ blossoming/ growth by lively calligraphic marks and brush strokes.

**PRESIDENT'S MESSAGE**  
**Phyllis Bednarek, President**

Dear Bits n Pieces Friends,

What a great presentation by our speaker, Gyleen Fitzgerald. Hopefully, you will visit her Facebook page & follow some of her tutorials.

Looking ahead....Annie Scheumbauer will be our speaker for our June meeting. She will have a trunk show of her fiber work which includes embroidery, knitting, silk painting & quilting. Hope you can join us!

Keep working on those challenge quilts & UFOs.

There is a correction to the August 24th Salad Supper organizers. They are: Megan Buttery, Mary Ann Barr & Debbie Reynolds. More details will be coming soon.

Sewfully Yours,

Phyllis Bednarek  
President

**ZOOM-MEETING MINUTES**

**MAY 25, 2021**

**Nancy Hopkins, Secretary**

President Phyllis Bednarek called the (zoom) meeting to order at 7pm.

Candy Grisham introduced the evening program "It's a Polygon Affair by Gyleen Fitzgerald"

After the program, President Bednarek asked for approval of the April 27, 2021 minutes. A motion was made and seconded to approve the minutes. Motion passed.

Newsletter submissions are due May 28, 2021 no later than 5pm.

National Speaker chair, Candy Grisham, discussed upcoming speakers and the workshop scheduled for October 6 and 20 titled, "Three Points – A Triangle Workshop". Information regarding sign up is on the Bits website.

Gay Stewart, COK chair, reported that the committee has 53 quilts ready for delivery. She also reported that the Boys Hope/Girls Hope organization will be receiving quilts.

June 30, 2021 is the first deadline for UFO's.

The Company has a picnic scheduled at Schroeder Park on July 15, 2021.

Chris Williams presented Show and Tell.

Meeting adjourned at 8:48pm.

Respectively submitted,  
Nancy Hopkins, Secretary

## **MEMBERSHIP**

Mary Lou Knox  
[mknnox911@charter.net](mailto:mknnox911@charter.net)  
and Peggy Anderson  
[pjanderson56@charter.net](mailto:pjanderson56@charter.net)  
Coordinators

It is hard to believe that the 2021 Bits and Pieces Quilt Guild year is getting for summer!! We are holding steady at 168 members registered!!!!


The guild has many new, informative, and interesting programs planned for this year!!!! Registration is always open, so please urge your friends and fellow quilters to register. New registrations will be continually added to the communications roster as they are received. The registration form can be found on the "Members Only" section of the website. COMPLETE the form, INCLUDE a check made out to "Bits 'n' Pieces Quilt Guild" and MAIL to: Mary Lou Knox, 1465 Autumn Leaf Drive, Twin Oaks, MO, 63021. Everyone must renew their membership for the 2021 year.

When we again have meetings in person and if you want to win a membership attendance prize, you must wear your name tag. We have stick-on name tags available at the membership table or you can order an engraved badge. Engraved badges are \$10 and can be ordered in magnetic or pin backed styles. An order form for badges is available at the membership table or please contact: Peggy Anderson at: [pjanderson56@charter.net](mailto:pjanderson56@charter.net). Remember that magnetic badges should not be worn with a pacemaker.

If you DO NOT wish to receive a membership card, please email Peggy Anderson at: [pjanderson56@charter.net](mailto:pjanderson56@charter.net).

PLEASE SUPPORT OUR GREAT GUILD!!!!

Quiltingly Yours,  
Mary Lou Knox  
[mknnox911@charter.net](mailto:mknnox911@charter.net)



Be on the lookout for upcoming events and changes to the guild's schedule in the newsletter **and** on the guild's website.

- Marsha Bray



Linda Waugh, Coordinator  
[Lkampwaugh@charter.net](mailto:Lkampwaugh@charter.net)  
314-941-3195 or 314-909-8559

**Charlene Martin** had knee replacement surgery this month of May. Let's send her a bundle of support, prayer and healing energy as she gets through these next weeks and months. I know she'll appreciate cards and emails.

**Hilma Moses**, a past member of our guild died at home on April 28. She was a past President and very active member. Please call Susan Myrick at 314-941-5009 or 636-728-1675 if you're interested in purchasing any of her machines or fabric.

**Ivy Osborn** is most grateful to all of you for the support and thoughtfulness she received through the cards and emails she received when her dear mother died.

**Susan Calzone** sends her gratitude to each of you for the support you gave her through texts, calls and visits and cards at the passing of her sister, Jamie.

Stay healthy,  
Linda Waugh

## **QUILTERS' CONCERNS**

Judy Vogt, Professional Long Arm Quilter

When preparing your Backing for quilting, please follow these steps:

1. Ensure backings are square (90° corners, parallel sides). Wonky edges are harder to attach to quilting frame.
2. If backings are pieced, remove selvages from seams. Selvages shrink different and can cause quilt to draw up where the seam is

Thank you,  
Judy Vogt

# FANFARE OF QUILTS 2023

MARCH 18-19 2023

## QUILT SHOW 2023 UPDATES

### QUILT SHOW 2023 CHAIR

Darla Gibson

#### Quilt Show 2023 Update – Demonstrations

Continuing my subject on features of our Fanfare of Quilts. I thought I'd tell you about our Demonstrations area. We work really hard in the quilt show to make it interesting, informative and educational as well as fun and beautiful!

In the center of the arena, we hold the Bed Turning (I talked about that last month) and on the other side of the curtain, we put together an area where people can stop at the top of each hour to learn a new technique, new tools, or a new trick for quilt making! This is our Demonstration Area.

Most of our demonstrators come from our vendors – I'll talk about them in a future month. They come to the center arena and give you a quick 20 minute demo on a product or technique. Sometimes, we have our own members share a technique or trick they have learned and want to share with our members and guests.

Here are some demonstrations that we have had in past years:

- Amy Senatore of City's Edge demonstrated a Curvy Log Cabin Trim Tool
- Rene Dillard of Makanda Moon shared "Missing familiar fibers in unfamiliar ways"
- Abbey Sewing Center demonstrated their Platinum 16 sit-down Quilter
- Hallye Bone went over the Care & Repair of Quilts
- Carol Lovelace shared Art Quilt Inspirations
- Jean Goldsberry shared making the Postage Stamp Face Quilt

These are just a few of the over 50 demonstrations that have been held since 2008! You can imagine how much you can learn from so many talented quilters!

Hope you will join us – and maybe even volunteer for a demonstration!

- Darla Gibson

## HONOR FLIGHT

Judy Humphrey, Coordinator

The Greater St Louis Honor Flight (GSTLHF) officers are in contact with Washington DC about opening up the Memorials--possibly in August.

The GSTLHF is in the planning stages for flights in August, October, and November. They are planning on taking 60 veterans on each trip. This is a huge undertaking. They have done a flight like this before, so they can do it again.

I normally give quilts in the cooler months. October and November would mean 120 quilts. I have on hand 77 quilts. That would mean we would need 43 quilts by October.

**I have 54 kits ready** to be made into a quilt. If interested in a kit, please let me know. Do you possibly have a finished quilt but not turned in? Or a kit available? Or fabric to make a quilt?

I can meet in Town to deliver or pick up. Contact: Judy Humphrey 314-650-0663

### **\* \* \* SIZE GUIDELINE \* \* \***

**Size: 36 X 36**

**A little smaller, a little larger okay.  
Patriotic fabric.**

## COVER OUR KIDS

**Tamra Phelps (636) 243-1079 and  
Gay Stewart (314) 527-9980**

COK has found a new home for the fifty-three quilts that we received this quarter. **Boys Hope Girls Hope St. Louis** is one of 16 affiliates across the United States and Latin America, that helps academically motivated middle and high school students rise above disadvantaged backgrounds and become successful in college and beyond. The organization's goal is to graduate young people who are physically, emotionally, and academically prepared for post-secondary education and a productive life, breaking the cycle of poverty. The following elements are utilized in achieving their mission:

- Academic excellence
- Service and community engagement
- Family-like settings to cultivate youth empowerment
- Long-term and comprehensive programming
- Faith-based values
- Voluntary participant commitment

Boys Hope Girls Hope firmly believes that children have the power to overcome adversity, realize their potential, and help transform the world. Children create these successes when obstacles are removed, they are supported and believed in by caring adults, and are provided environments and opportunities that build on their strengths.

They have seven students, who are graduating this year and are headed off to college, and COK supplied them with 7 of the largest quilts (both male and female designs), so that the kids have something to snuggle in. Over the next year, COK will continue to supply Boys Hope Girls Hope with additional quilts the in-house students can use. They will be a good source for our larger quilts, since Epworth no longer answers their phone.

Donations were also made to **Rainbow for Kids** and **Great Circle**.

Remember, we have a number of quilts that need quilted and five kits that need pieced. If you are interested in helping out, call Tamra or Gay. We will provide a safe distance pick up. Thanks to everyone who contributes to COK and our mission!

Thanks,  
Gay Stewart and Tamra Phelps




**L to R: Sally Tippet Rains, Tamra Phelps,  
Gay Stewart**

## **Sally Tippet Rains Tribute to Bits 'n' Pieces**

On Friday Tamra Phelps and Gay Stewart delivered a bunch of quilts to Sally Rains of Rainbows for Kids, a 501 (c)(3) charity for families of children with cancer.

Sally said, "A quilt is such a wonderful thing for a child with cancer to get," Sally said "The chemotherapy sometimes makes them cold, plus with the air conditioning they get chilly, but most of all it's just the security of holding on to something special when you are afraid. We can't thank *Bits and Pieces* enough for this wonderful donation."

**Sally Tippet Rains, (314) 842-9724**  
Writer, Author, Producer,  
Charity Volunteer  
Content / Marketing  
Manager, StLSportsPage.com  
Volunteer Executive Director,  
Rainbows for Kids



*Do what you can, with what you have, where you  
are... and regardless of your situation:  
Choose Happy*



In addition, COK also made another quilt delivery to the **Boy's Hope Girl's Hope**.



L to R: Jan Wacker and Tamra Phelps.  
Boy's Hope Girl's Hope.

**Sunny Side Up Workshop**  
**Gyleen Fitzgerald, Instructor**  
**On June 15<sup>th</sup> - has been**  
**CANCELED.**

## **SALAD SUPPER/PICNIC** **August 2021**



Maryann, Debbie and Megan Buttery volunteered to be coordinators of the Salad Supper Event. And since it is scheduled for late August the Salad Supper Team is just now beginning to plan it.



## **UFO'S**

**Sarah Weible, Coordinator**

[s.weible@gmail.com](mailto:s.weible@gmail.com)

314.313.3360

Prizes are up for grabs!!!! Submissions of completed projects on your UFO list are due by June 30th to be eligible for a prize. A photo with your smiling accomplished face - along with the project need to be emailed to [s.weible@gmail.com](mailto:s.weible@gmail.com) along with the size of the project, who quilted it and how it was quilted - by JUNE 30.

Last June \$210 was shared between 7 quilters for the work they accomplished January thru the June deadline.

I know the weather is better and we're all tired of being indoors - but you still have time to put on that binding to complete your beautiful quilt!

Don't stop working even after June 30th. There will be more prizes awarded in September with a drawing and January with more money!

Thank you for participating and sending me your photos. You are so inspiring!!

Send your completed list to me at:

E-mail: [s.weible@gmail.com](mailto:s.weible@gmail.com),

Phone 314.313.3360, or

Mail to: 511 Richley Dr, Chesterfield, MO 63017.

- Sarah Weible



## **ZOOM'D MINI EVENTS**

Chris Williams, Coordinator

[cwwill@earthlink.net](mailto:cwwill@earthlink.net)

For Mini-Group info:

**Beginner's Luck** – This minigroup continues to meet via Zoom on the 1<sup>st</sup> **Tuesday** afternoon each month. We are now focusing on small skills to add interest to our quilts. Upcoming in 2021 is a “dwellings” project.

**Fun Sew Days** also continue with Zoom. These are held the **first Saturday** of each month and are open to all guild members and the hours are generally from 9:30 a.m. 3:00 p.m. Just think – sewing with friends and no need to haul a machine, sewing supplies, ruler, iron or project! Some people just do hand work during the session also. The next dates are 6/5, 7/3.

Contact Chris Williams ([cwwill@earthlink.net](mailto:cwwill@earthlink.net)) if you are interested in joining in the fun or have questions. See the Bits website for more information.

**Bits Members Afternoon Zoom** – This group meets every 2 weeks on **THURSDAY AFTER-NOON** from 1:00 – 3:00. The group chose to have a Sew Day during their Zoom meetings. This group is open to everyone, but you must sign up to receive a Zoom invite. Meetings are scheduled for 6/10, 6/24, 7/1, 7/15, 7/29. If you are interested in joining this group or have questions, contact Chris Williams ([cwwill@earthlink.net](mailto:cwwill@earthlink.net))

**Bits Members Evening Zoom** – This group recently voted to have zoom meetings the first and third **WEDNESDAY EVENING** from 7:00-9:00, 6/2, 6/16, 7/7, and 7/21. It's a time to chat, share projects, ask questions and just catch up on news of the Guild and each other. No updated schedule provided. If you are interested or have questions, contact Chris Williams ([cwwill@earthlink.net](mailto:cwwill@earthlink.net))



## **RETREATS FOR MEMBERS AT TODDHALL IN COLUMBIA, IL**

### **Retreats for members at Toddhall in Columbia, IL**

For basic information regarding our guilds retreats check the website under *Guild Activities*.

For information on a specific retreat or to sign-up contact the noted coordinator.

**July 8- July 11, Th-Sun**, Susan Calzone - [sesnowzone@charter.net](mailto:sesnowzone@charter.net)

**August 13-15, Fri-Sun**, Laurie Schrader - [laurieaschrader@gmail.com](mailto:laurieaschrader@gmail.com)

**September 27-30, Mon-Th**, Sue Meyer - [suziequilt@hotmail.com](mailto:suziequilt@hotmail.com)

## **CHALLENGES**

**Kay Strebeck, Coordinator**



The Bit 'N' Pieces Program Committee and the Challenges Committee have determined that both the Missouri Bicentennial and COVID Challenges will

be displayed and judged at the Salad Supper Meeting on 24 August in Schroeder Park.

All competitors are requested to bring their quilts to the Salad Supper where we will set them up for review.



Thanks for your interest and participation. See you in August!

- Kay Strebeck



*For your convenience, the Zoom Tips and Tricks pages will be published in each newsletter until we physically meet again.*

## **THE TECH COMMITTEE CORNER**

**Gail McCartney, Megan Buttery, Patti Moreland, Rita Nyhoff,  
Candy Grisham, Linda Keeler, Marsha Bray & Phyllis Bednarek,  
Chris Williams**

We have done so well with our online meetings averaging 100 members both times. Some helpful hints from the tech committee to make your viewing experience the best:

- Please **name** yourself and try to get **your video** up so we can see you. If you do not know how we will help.
- Please make sure your **mute** is on during the programs

The **interactive calendar** is on the website. Patti Moreland did a fantastic presentation about using the calendar. The calendar is on the Members only page. It is for all Bits related activities. It is also useful to see if another group is already using the Zoom account.

Bits now has a **Zoom account** for meetings and small groups. If you want to use the Bits Zoom account for a small group activity contact Patti Moreland or Rita Nyhoff to verify the calendar and get passwords. You should get a **zoom invitation** a week before the meeting and the day of the meeting. If you do not contact one of us.

We are doing **show and tell** via Zoom as well. You can send in your high-quality photos of projects you have completed. Watch for a link the week or so before the meeting.

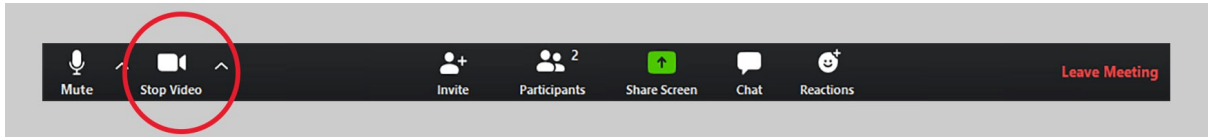
See you next month,  
Tech Committee



## ZOOM TIPS/TRICKS

We know not everyone is a Zoom expert, so we thought we'd share some things we've learned to make your time using Zoom a little easier for our time together.

At the bottom of your Zoom window, you'll see something that looks similar to the black bar below (though it may not be \*exactly\* the same.) Depending on your device this may be in a different place.



**Audio** - Click on the icon to mute or unmute yourself. Click on the arrow to fine tune and test your audio choices. We ask that you keep your audio on mute while we're in the full group meeting, unless asked otherwise.

**Video** - We love to see your faces! Click on the icon circled in red to show or not show your video. Click on the arrow to see more video options. It's our preference for you to have the video on, although ultimately, it's your choice! When/if in breakout groups, please do turn your video on so your fellow participants can see you.

**Participants** - Click on the icon to open the Participants window, which includes a list of who else is taking part in the meeting. You can also change your display name here, by clicking on 'More' next to your own name. You can also click on ... in upper right of your screen to rename yourself.

**Reactions** - At times, we may ask you to raise your hand, which is found when you click on Reactions. You can also clap for your fellow participants or give them a thumbs up! You're always welcome to send your questions, comments, and enthusiasms there as well!

### A couple of other tips:

- You can change your view! In the upper right of the main Zoom Screen, you'll see a couple of different icons that change depending on whether the speaker is sharing. We encourage trying out a couple of different options to find what view works best for you.
- Speaker view or gallery view. When a speaker is presenting they will show up as the only one on screen.
- Something we learned the hard way: Zoom likes a restart. The program works best on a laptop or desktop computer, and it benefits from a daily restart of your computer.
- Mute yourself when not speaking. Join the meeting in a quiet space.
- For a quick unmute, hold the space bar down on a PC
- Depending on where you are viewing you may need to swipe or arrow left to see everyone.

Thanks,  
Candy, Gail, Gail, Marsha & Darla