

## ZOOMING ALONG...MAY 25, 2021



### It's a Polygon Affair by Gyleen Fitzgerald

Gyleen is absolutely passionate about quilting! Color enlivens all her work, and she is perhaps best known for her sense of color along with her technical design ability. She lectures on color and various techniques to make the complex so simple. All lectures are supported by a trunk show of quilts.



Her lecture program in May will be:

**It's a Polygon Affair:** Step outside the "square" to evaluate the mechanics of Pyramid, Diamond, Kite and Hexagon quilts. It starts with the simplicity and elegance of the one patch and continues with a play of combined mix and match. The look can be contemporary or modern with just the right twist. Features quilts from the Polygon Affair Series I & II.

**PRESIDENT'S MESSAGE**  
**Phyllis Bednarek, President**

Dear Bits n Pieces Friends,

Flowers are blooming, spring is in the air and many of us are anxious to plan gatherings with friends.

A couple of weeks ago, our meeting place, Salem Methodist Church, had a sign that the church was open. This may have been confusing to some. I called Linda, the secretary, and she said the church was allowing only limited numbers for services and funerals. She said the meeting hall was not open to any groups at this time. She added that they do not have any idea at this time when it will be open. I asked her to keep us apprised of any changes.

We do, however, have the Salad Supper to look forward to in August. A huge "Thank You" goes out to Megan Buttery, Priscilla Kosednar and Mary Ann Barr for offering to organize this event. Remember, we have the pavilion the entire day, August 24th. So dust off that lawn chair and plan to stay for a fun-filled day!!

Hopefully, you started following Rose Parr's "Sew Smart" guidelines for taking good care of your body while sewing. If we feel better, we can sew longer!

Keep Stretching,  
Phyllis Bednarek  
President

**ZOOM-MEETING MINUTES**

**APRIL 27, 2021**

**Nancy Hopkins, Secretary**

President Bednarek called the meeting to order at 7:00 pm.

Marsha Bray introduced the evening's speaker, Rose Parr, who presented the program "Sew Smart: The Ergonomics of Healthy Quilting".

After the program, a change was proposed to the March 23, 2021 minutes to correct the date of the Gyleen Fitzgerald workshop to June 15, 2021. A motion was made and seconded to approve the minutes as corrected. Motion passed.

The following announcements were made:

- Newsletter deadline is April 30, 2021.
- Sunny Side Up Workshop is scheduled June 15, 2021. Contact Candy Grisham to sign up.
- Maria Shell will present the evening program at the July 27, 2021 meeting and a two-part workshop on October 6 & 20. The sign up deadline is September 22, 2021 and the fee is \$80.00. Contact Candy Grisham to sign up.
- The All Star Virtual Sampler Platter Event will be held May 22 & 23, 2021. Guild members will receive a zoom link one week prior to the event.
- Salad Supper is scheduled for August 24, 2021 at Schroeder Park.

Chris Williams presented Show and Tell following the business meeting.

Meeting adjourned at 9:00 pm.

Respectively submitted,  
Nancy Hopkins, Secretary

## MEMBERSHIP

Mary Lou Knox and Peggy Anderson  
Coordinators

It is hard to believe that the 2021 Bits and Pieces Quilt Guild year is almost half over!!!! We currently has 168 members registered!!!! This is great news as this is just 10 members shy of the number of members who were registered at the end of last year!!! The guild has many new, informative, and interesting programs planned for this year!!!! Registration is always open, so please urge your friends and fellow quilters to register. New registrations will be continually added to the communications roster as they are received.

The registration form can be found on the "Members Only" section of the website. COMPLETE the form, INCLUDE a check made out to "Bits 'n' Pieces Quilt Guild" and MAIL to: Mary Lou Knox, 1465 Autumn Leaf Drive, Twin Oaks, MO, 63021. Everyone must renew their membership for the 2021 year. When we again have meetings in person and if you want to win a membership attendance prize, you must wear your name tag. We have stick-on name tags available at the membership table or you can order an engraved badge. Engraved badges are \$10 and can be ordered in magnetic or pin backed styles. An order form for badges is available at the membership table or please contact: Peggy Anderson at: [pjanderson56@charter.net](mailto:pjanderson56@charter.net). Re-member that magnetic badges should not be worn with a pacemaker.

If you DO NOT wish to receive a membership card, please email Peggy Anderson at:  
[pjanderson56@charter.net](mailto:pjanderson56@charter.net)

PLEASE SUPPORT OUR GREAT GUILD!!!!!!

Quiltingly Yours,  
Mary Lou Knox  
[mknnox911@charter.net](mailto:mknnox911@charter.net)




Linda Waugh, Coordinator

[Lkampwaugh@charter.net](mailto:Lkampwaugh@charter.net)

314-941-3195 or 314-909-8559

**Candy Grisham** - Her class on "Reimagined Dresdens" is now available on the C & T Pub. platform, Creative Spark. It is a video class with written instruction and a copy of her ebook. Access to the



class is unlimited once registered. Lots of other instructors on board as well and more coming. Creative Spark is a new platform with online classes for individuals, groups, guilds and shops. Candy has worked hard to make this a reality and is super excited.

**Susan Calzone** Jamie, her dear sister, passed away from two primary cancers, pancreatic and liver. She came back to Saint Louis for treatment. As Susan says, "six months ago she was a healthy, active, vibrant 72 year old going on 60." Let's shower Susan with our prayerful support as well as cards and emails.

**Ivy Osborn** Her Mom of 96 passed away in mid April. She was up one evening, laid back down and "left this world for a much better place" as Ivy put it. Her mom had Alzheimer's for nearly 15 years. Ivy is so glad her mom did not struggle during her passing. Let's shower Ivy with our prayerful support as well as cards and emails.

**Debbie Miles** had a difficult time at the start of January, 2021. She developed shortness of breath that first Friday, drove herself to the hospital and found out she had a heart attack. The next day she had a double bypass surgery. Shortly after that, she had a stroke. Debbie said she has currently been in a rehab center in Des Peres where she is doing much better but has a long way to go to recover. She said she'd appreciate many positive thoughts so let's keep her in prayer and shower her with lots of cards and emails and calls.

I think we have our job for May cut out for us. Thank you for taking the time to send congrats, cards, and emails to Candy, Susan, Ivy and Debbie.

Stay healthy,  
Linda Waugh

# FANFARE OF QUILTS 2023

MARCH 18-19 2023

## QUILT SHOW 2023 UPDATES

### QUILT SHOW 2023 CHAIR

**Darla Gibson**

I was so excited this past month when I got a "First Quilt Show" story from Rita Nyhoff. Here is the story that Rita shared with me:

*"Immediately before I joined Bits, I attended the 2014 Quilt Show. As a joke, I took a picture of a beautiful Crown Royal (whiskey) quilt made by Roxanne Jasper and showed it to my husband. I noticed that it would take over 140 Crown Royal bags, as I said ha ha, isn't it cute??*

*He fell in love with it and said that he could get the bags. He took me back to the show the next day, so I could get information on pattern name, etc. He was as good as his word and in two weeks, he collected more than enough bags. In fact, he collected thousands. His friend knew every bartender in town and that's how the flood began. I sold some on eBay but mostly gave the excess bags away.*

*It took me a lot of retreats to make the quilt. And he loves it."*

- Rita Nyhoff

Do you have a "First Quilt Show" story? Let's share them! It's a lot more fun than hearing from me!

Keep Quilting! 2023 will be here soon!

## HONOR FLIGHT

**Judy Humphrey, Guild Coordinator**

The Greater St Louis Honor Flight (GSTLHF) officers are in contact with Washington DC about opening up the Memorials--possibly in August.

The GSTLHF is in the planning stages for flights in August, October, and November. They are planning on taking 60 veterans on each trip. This is a huge undertaking. They have done a flight like this before, so they can do it again.

I normally give quilts in the cooler months. October and November would mean 120 quilts. I have on hand 77 quilts. That would mean we would need 43 quilts by October.

I'm in the process of making more kits. Do you possibly have a finished quilt and not turned in? Or a kit available? Or fabric to make a quilt?

\* \* \* **REMINDER** \* \* \*

**Size 36 X 36**

**A little smaller, a little larger okay.  
Patriotic fabric.**

I can meet in Town to deliver or pick up.  
Contact: Judy Humphrey 314-650-0663

## COVER OUR KITS

**Tamra Phelps (636) 243-1079 and  
Gay Stewart (314) 527-9980**

THANK YOU everyone who delivered completed quilts or tops to us, at the free table event on the 17th. Only a few kits were claimed to be completed.

On April 23rd, deliveries were made to Epworth (twelve quilts) and Great Circle (twenty quilts).

COK is aware that there has been negative news coverage regarding Great Circle and their off-site location. The directors have assured us that the problems at the off-site location, have been resolved. Great Circle's main campus is located in Webster Groves on a beautiful, very large property. The Webster Grove location has not had any negative situations. Tamra and I have discussed this and decided if we stop deliveries, we would be penalizing the kids And, this is not the goal of COK, so deliveries will continue. Also, most of our pre-Covid locations are not responding to our offers of bringing them quilts. Maybe when Covid restrictions are more relaxed, we will have our previous delivery sites back.

HIDE AND SEEK—COK is on the hunt for outstanding kits that have gone MIA. Sooooo, please check your sewing room, dining room, basement or anywhere else you stash your projects, some kits from 2018 and 2019 are out there just waiting for you to find them. They are crying out to be discovered! (HA HA). This hide and seek game should become everyone's goal this summer.

GOOD NEWS—Only 5 kits need to be pieced, but 20+ need to be quilted. You can do as much or as little as you want, since the kits contain all parts of the quilt. We need quilters badly, domestic or long-arms.

Again, THANK YOU everyone for your help. Even thinking about COK and wishing us success is appreciated.

Thanks,  
Gay Stewart and Tamra Phelps

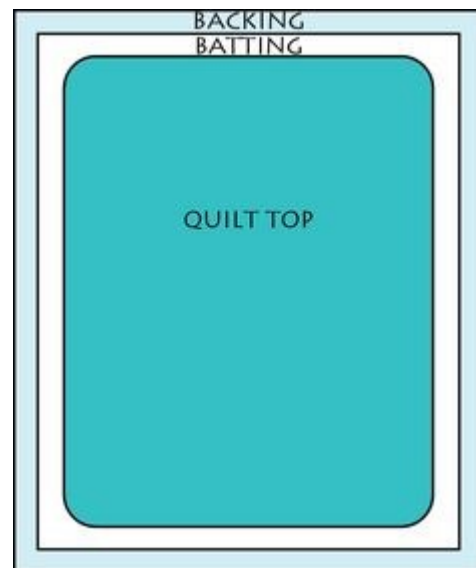


## QUILTERS' CONCERNS

Judy Vogt, Professional Long Arm Quilter

When preparing your Batting, Backing, and Quilt Top for quilting, please follow these steps:

- ♥ The Backing and Batting should be a **minimum of 3"** larger on **all sides** than the quilt top. This gives your long arm quilter room to pin/baste the backing on the frame and clamp on the sides.
- ♥ If the top is the same size as the Backing and Batting it may not be possible to quilt the entire quilt top should the machine run into the side clamps and possibly distort the quilting design pattern.



- ♥ And, as a reminder, please be sure to piece your Top carefully. The flatter the top, the better it will quilt.

Thank you,  
Judy Vogt



## ZOOM'D MINI EVENTS

Chris Williams, Coordinator

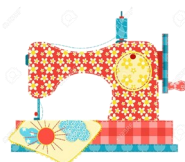
For Mini-Group info: **Beginner's Luck** – This minigroup continues to meet via Zoom on the 1<sup>st</sup> Tuesday afternoon each month. We are now focusing on small skills to add interest to our quilts. Upcoming in 2021 is a “dwellings” project.

**Fun Sew Days** also continue with Zoom. These are held the first Saturday of each month and are open to all guild members and the hours are generally from 9:30 a.m. 3:00 p.m. Just think – sewing with friends and no need to haul a machine, sewing supplies, ruler, iron or project! Some people just do hand work during the session also. The next dates are 5/1, 6/5, 7/3.

Contact Chris Williams ([cwwill@earthlink.net](mailto:cwwill@earthlink.net)) if you are interested in joining in the fun or have questions. See the Bits website for more information.

**Bits Members Afternoon Zoom** – This group meets every 2 weeks on THURSDAY AFTERNOON from 1:00 – 3:00. The group chose to have a Sew Day during their Zoom meetings. This group is open to everyone, but you must sign up to receive a Zoom invite. Meetings are scheduled for 5/13, 5/27, 6/10, 6/24, 7/1, 7/15, 7/29. If you are interested in joining this group or have questions, contact Chris Williams ([cwwill@earthlink.net](mailto:cwwill@earthlink.net))

**Bits Members Evening Zoom** – This group recently voted to have zoom meetings the first and third **WEDNESDAY EVENING** from 7:00-9:00, 5/5, 5/19, 6/2, 6/16, 7/7, and 7/21. It's a time to chat, share projects, ask questions and just catch up on news of the Guild and each other. No updated schedule provided. If you are interested or have questions, contact Chris Williams ([cwwill@earthlink.net](mailto:cwwill@earthlink.net))



## UFO'S

Sarah Weible, Coordinator

***Hurry! Time is running out on this UFO Challenge period.***

The cut off for completed UFOs is June 30th.

And the prize money will be awarded in July.

Sewwww....get those UFO projects in soon!

Send your completed list to me at:

E-mail: [s.weible@gmail.com](mailto:s.weible@gmail.com),


Phone 314.313.3360, or

Mail to:511 Richley Dr, Chesterfield, MO 63017.

~Sarah Weible

[s.weible@gmail.com](mailto:s.weible@gmail.com)

314.313.3360



Be on the lookout for upcoming events and changes to the guild's schedule in the newsletter **and** on the guild's website.

- Marsha Bray

**Sunny Side Up Workshop**  
**June 15<sup>th</sup> - 9:00-4:00**  
**Gyleen Fitzgerald, Instructor**  
**This is a new date for the workshop.**



Cost \$60. Send to Candy Grisham, 3 Woodbine Ct., Washington, MO 63090. Check to Bits n Pieces Quilt Guild. Deadline June 1.

Learn how to make her special butterfly seams so you will never do a Y seam again. Gyleen is an enthusiastic and supportive teacher. She is loved by many and her classes fill up fast at all big venues. We are so lucky to have her from the comfort of our homes.

A field of sunflowers just makes you happy. Recreate your favorite sunflowers or imagine electric new varieties. Sunny Side Up cleverly uses two sizes of kite polygon cut from 3" and 5½" strips. You will learn how to construct a perfect "Crisscross" and "Butterfly Seam" for effortless stitching. It is so easy; you will fall in love. Requires Polygon 3 tool.

## **TAKE A LOOK**

Gyleen is on The Quilt Show, Episode 909. See the behind-the-scenes slide show taken during the actual taping of my [episode #909 on The Quilt Show](#). Watch the full hour to learn the Butterfly Seam and how to use the Pineapple Tool.

Gyleen is on The Quilt Show, Episode 1403. See the behind-the-scenes slide show taken during the actual taping of my [episode #1403 on The Quilt Show](#). Become a member and watch the full hour to learn the Butterfly Seam for inset seam. Sample makes a table runner with Tumbling blocks and 6-pointed Stars.

Gyleen is on The Quilt Show AGAIN, Episode 2012. See the behind-the-scenes slide show taken during the actual taping of my [episode #2012 on The Quilt Show](#). Become a member and watch the full hour to learn how to piece perfect Pinwheels, make a beautiful medallion quilt beginning with a panel or orphan block and yes, because you asked how to make my official pieced back.

\* \* \* REMINDER \* \* \*

## Retreats for members at Toddhall in Columbia, IL

Three retreats have been reserved for this year and sign-ups are underway. Each retreat is subject to cancellation due to low sign-up numbers or Covid-19, but I'm optimistic that small group activities may be safe to resume by July. Please contact the noted coordinator for more information or to sign-up.

**July 8- July 11, Th-Sun,** Susan Calzone -  
[sesnowzone@charter.net](mailto:sesnowzone@charter.net)

**August 13-15, Fri-Sun,** Laurie Schrader -  
[laurieaschrader@gmail.com](mailto:laurieaschrader@gmail.com)

**September 27-30, Mon-Th,** Sue Meyer -  
[suziequilt@hotmail.com](mailto:suziequilt@hotmail.com)

### **A Final Note:**

If you have interest in any of our retreats please contact the coordinator and sign-up.

There is no deposit required to sign-up and you may change your mind and be taken off the roster at a later date.

We need a clear idea ahead of time of how many are interested so we don't have to cancel due to low sign-ups and then find there were members interested, just unsure of the status regarding Covid 19.

The first retreat is still four months away and we may be well into a much safer environment, so I encourage you to contact the coordinator, ask questions, and sign-up if you are looking forward to one of our wonderful guild retreats.

Detailed information can be found on our website under [Guild Activities](#).

Thanks, Susan.

## FREE TABLE EVENT THANKS

*Thank you all for a great event!*

I'm not sure how many people attended, but the tables were full and people were having fun "shopping".

And the COK and Honor Flight Quilts were dropped off and thanks to everyone for taking leftovers home.

- Wendy Richards

## **CHALLENGES**


**Kay Strebeck, Coordinator**



The Bit 'N' Pieces Program Committee and the Challenges Committee have determined that both the Missouri Bicentennial and COVID Challenges will be displayed

and judged at the Salad Supper Meeting on 24 August in Schroeder Park.

All competitors are requested to bring their quilts to the Salad Supper where we will set them up for review.



Thanks for your interest and participation. See you in August!

- Kay Strebeck



*For your convenience, the Zoom Tips and Tricks pages will be published until we physically meet again.*

## **THE TECH COMMITTEE CORNER**

**Gail McCartney, Megan BATTERY, Patti Moreland, Rita Nyhoff,  
Candy Grisham, Linda Keeler, Marsha Bray & Phyllis Bednarek,  
Chris Williams**

We have done so well with our online meetings averaging 100 members both times. Some helpful hints from the tech committee to make your viewing experience the best:

- Please **name** yourself and try to get **your video** up so we can see you. If you do not know how we will help.
- Please make sure your **mute** is on during the programs

The **interactive calendar** is on the website. Patti Moreland did a fantastic presentation about using the calendar. The calendar is on the Members only page. It is for all Bits related activities. It is also useful to see if another group is already using the Zoom account.

Bits now has a **Zoom account** for meetings and small groups. If you want to use the Bits Zoom account for a small group activity contact Patti Moreland or Rita Nyhoff to verify the calendar and get passwords. You should get a **zoom invitation** a week before the meeting and the day of the meeting. If you do not contact one of us.

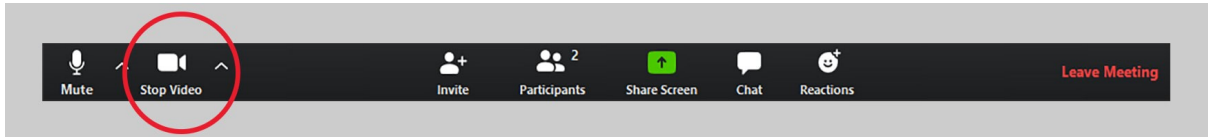
We are doing **show and tell** via Zoom as well. You can send in your high-quality photos of projects you have completed. Watch for a link the week or so before the meeting.

See you next month,  
Tech Committee

## ZOOM TIPS/TRICKS

We know not everyone is a Zoom expert, so we thought we'd share some things we've learned to make your time using Zoom a little easier for our time together.

At the bottom of your Zoom window, you'll see something that looks similar to the black bar below (though it may not be \*exactly\* the same.) Depending on your device this may be in a different place.



**Audio** - Click on the icon to mute or unmute yourself. Click on the arrow to fine tune and test your audio choices. We ask that you keep your audio on mute while we're in the full group meeting, unless asked otherwise.

**Video** - We love to see your faces! Click on the icon circled in red to show or not show your video. Click on the arrow to see more video options. It's our preference for you to have the video on, although ultimately, it's your choice! When/if in breakout groups, please do turn your video on so your fellow participants can see you.

**Participants** - Click on the icon to open the Participants window, which includes a list of who else is taking part in the meeting. You can also change your display name here, by clicking on 'More' next to your own name. You can also click on ... in upper right of your screen to rename yourself.

**Reactions** - At times, we may ask you to raise your hand, which is found when you click on Reactions. You can also clap for your fellow participants or give them a thumbs up! You're always welcome to send your questions, comments, and enthusiasms there as well!

### A couple of other tips:

- You can change your view! In the upper right of the main Zoom Screen, you'll see a couple of different icons that change depending on whether the speaker is sharing. We encourage trying out a couple of different options to find what view works best for you.
- Speaker view or gallery view. When a speaker is presenting they will show up as the only one on screen.
- Something we learned the hard way: Zoom likes a restart. The program works best on a laptop or desktop computer, and it benefits from a daily restart of your computer.
- Mute yourself when not speaking. Join the meeting in a quiet space.
- For a quick unmute, hold the space bar down on a PC
- Depending on where you are viewing you may need to swipe or arrow left to see everyone.

Thanks,  
Candy, Gail, Gail, Marsha & Darla