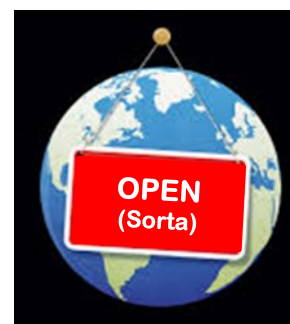


## SPECIAL EDITION II - COVID-19 AND US

**A**fter two months plus of quarantine, the world is slowly...oh so slowly...opening up. Some of us are going back to work, enjoying favorite shops and restaurants, getting haircuts, working out at gyms, and...oops...becoming a tad lax in continuing to wear masks and social distancing.

Although some “charts” show a gradual decline of confirmed cases of Covid-19, it is still alive, deadly, and here.



And added to the deadly Coronavirus spread are two deep seeded “viruses”: racism and police brutality. This time we witnessed the murder of a black man by a white police officer. Throughout our nation and in many other countries, protesters gather to voice the need to end these on-going problems.

In a perfect world, everyone would be a quilter and busily working on many quilt related projects for family, friends, co-workers, strangers and sanity. And other than a trip or two or nine for fabric and thread, quilters would also replenish their stash of chocolate and refreshments that require a large wine glass.

But alas we don't live in a perfect world, but we do have the members of the Bits 'n' Pieces quilt guild who have and continue to answer the call for help.

Although our Fanfare of Quilts 2020 was canceled because of Covid-19, that didn't deter our members. Never underestimate a quilter when she/he is in extended isolation, has a plethora of projects to finish, and a good sewing/quilting machine. Despite all hurdles, we are going to have a virtual eFanfare of Quilts 2020 quilt show on Facebook!

## PRESIDENT'S MESSAGE

Dear Bits N Pieces Membership,

Today I have a feeling of hopefulness. I see that businesses are slowly starting to open and people are carefully venturing out from their homes. I am hopeful that we will get back to our new normal. The term "new normal" was used often after 9/11. Going to the airport has never been the same but we don't think twice about taking our shoes off to go through airport security. There will be lasting affects from the pandemic, but we will get back to some type of normal. I am wondering if plexi-glass barriers are here to stay. I am hopeful that the guild will be able to get together for big meetings, and we will get back to our new normal soon.

The board and committee heads met via ZOOM and decided to cancel all guild meetings through August. The church will require us to follow any rules established by the county health department, state and CDC. We wanted to give our speakers and members as much notice as possible. Mini groups will be able to meet sooner because of smaller numbers. The board will meet again the end of August to determine how to move forward. I am hopeful.

In the mean time we will keep you informed with newsletters and e-mail. I hope you are working on the guild challenge.

Things I have learned from the pandemic:

- When you wear a mask there is no need to wear lipstick.
- There are endless ways to waste time.
- I don't use as much toilet paper as I thought I did.
- You can have 100 television channels and there is nothing to watch.
- Quilting is good therapy.
- You find happiness in many ways.
- Cleaning my basement is not a priority.
- Quilters are wonderful people making thousands of masks.
- Despite everything life is good. (not my quote)

I have great hopes for the future new normal. I hope you are all safe and well.

Jean Goldsberry  
President

## THE GUILD NEEDS YOU

### OPPORTUNITIES AROUND FOR POSITIONS IN THE GUILD

1. According to the guild's by-laws: "No elected Officer is eligible to continue in the same office for more than two consecutive years". The two year terms of the President and Treasurer are over the end of this year. I need a nominating committee to prepare the slate of officers. The slate of officers will be presented in October and voted for in November. I am getting an early start on this since these are unusual times. If you are interested in being president or treasurer or want more information on what the job entails please let me know. If you are interested in being on the nominating committee please let me know. President is an easy job because the guild has so many wonderful committee chairs that do all the work.

Duties of the President:

- 1.) Presides at all general meetings and Executive Board Meetings
- 2.) Serves as ex-officio. member of all committees except the Nominating Committee
- 3.) Signs checks in the absence of the Treasurer.
- 4.) Calls additional meetings as necessary.
- 5.) Creates any temporary committees: budget, by-law review, nominating, etc.

Duties of the Treasurer:

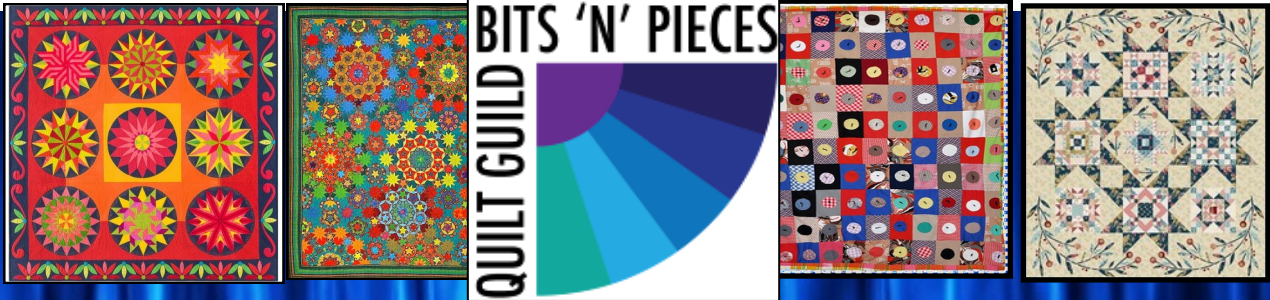
- 1.) The Treasurer shall keep an account of all money received, pay all bills, and maintain a bank account.
- 2.) The Treasurer shall issue checks within the approved budget. Bills for amounts not budgeted and/or over the budgeted amount must have the approval of the Executive Board.

2. The next quilt show will be March 2022. This may seem like a long way away but it is only 21 months. This is less than the gestation period of an elephant. The good news is that Darla Gibson has volunteered to be the next quilt show chair. She did a fantastic job on the 2020 show that didn't happen. We will need a raffle quilt for the 2022 show. My personal opinion is that our guild has the most beautiful raffle quilts every show. The raffle quilt is usually done far in advance so it can be displayed and raffle tickets can be sold. Since it is difficult to meet right now let me know if anyone has ideas for a raffle quilt. Individuals could work on blocks which could later be put pieced together.

3. Lisa Smith has stepped down as a member of the Cover Our Kids Committee. Let me or the COK chairs (Gay Stewart and Tamara Phelps) know if you would like to join them.

Jean Goldsberry

## THE “NEVER WAS” FANFARE OF QUILTS 2020 IS NOW HAPPENING



### WE PROUDLY PRESENT— THE eFANFARE OF QUILTS 2020 — ON FACEBOOK

**H**aving the quilt show canceled was disappointing for all of us! Instead of enjoying all the beautiful quilts, we had to stay home. We have decided that we will share the quilt show quilts in a properly distanced manner by posting pictures of the show quilts on the Bits Facebook page. To do this, we will need help from everyone who had a quilt in the show. Quilt photos will be shared in small gallery groupings. Each quilt will include the labeling information it would have had at the show.

Here is how you can help:

1. If you don't want your quilt shown on Facebook, please email or call Marsha Bray.
2. We will need a good photo of your quilt. We'll be able to use some of the photos that were used on your entry forms but many of the submitted photos don't represent the quilt in the best manner. If the photo you submitted does not include the whole quilt or is of poor quality, please send a photo that does show your quilt well. A straight on shot of a hanging quilt is best.
3. If you are unable to get a good photo of your quilt and would like help, we can arrange for Mac McKeever to photo your quilt. (Mac is the person who has done the DVD of several of our quilt shows and has photographed every quilt in the shows for the DVDs.) We can arrange to do this with a no contact transfer.
4. Please email photos to Candy. If you don't know how to email a photo, contact Marsha.
5. We are setting a **deadline of July 1** for getting all the photos together.

**NEWSFLASH:** Have you seen the photos from our “never was” quilt show? More being posted each day on the **Bits n Pieces Facebook page**. Feel free to like, comment, share and send in more of your pictures. **PLEASE SEND PICTURES DIRECTLY TO ONE OF US.**

#### **HOW TO EMAIL GOOD PHOTOS**

I've been asked about some tips for getting good photos to send us. Mac McKeever (Marsha's husband), has provided these pointers:

1. The iPhone pix should work fine as long as they send full size photos - the ones I have been seeing are tiny so there is no detail to work with.
2. Make sure all 4 corners of the quilt can be seen.
3. take the photo from a spot as close to directly in front of the center of the quilt as possible.
4. avoid areas where there is strong light coming in from one side - I would rather have the photo a little dark than heavily lit from one side. Flash is good!
5. Larger quilts seem to be a problem because they can't get them high enough so that the bottom curls up on the floor.

Thank you all for your help with this project.

Candy Grisham [candyc54@gmail.com](mailto:candyc54@gmail.com) 314-540-0780

Marsha Bray [marshasbray@gmail.com](mailto:marshasbray@gmail.com) 314-650-9739

## FANFARE OF QUILTS 2022

Happy Summer All!

I hope this finds everyone doing well, both physically and mentally. I know it has been a very difficult time for everyone and I do NOT discount the mental struggles with the pandemic. In fact, each day, I get more concerned about this than the physical illness itself (although certainly concerning!).

Well, I hope that this article will bring you some good news and something to look forward to! I have scheduled the next quilt show with Queeny Park. Fanfare of Quilts 2022 will be held on March 19 – 20, 2022. Set up day will be March 18, 2022. Please mark your calendars now so that as you begin making plans for those missed vacations and much needed get-aways, you keep this particular weekend open! I know it is a long time from now – or at least seems so – but time flies!

I know there will be plenty of quilts available for this show! There should be 300+ available from the March 2020 show that didn't happen, then there has to be at least 300+ from the pandemic stay at home time! Of course, we still have 21 months in which to make even more quilts! I hope that when Queeny remodels and they get us more space!

The Quilt Show Committee is forming and I have so many that are willing to serve again. I am so excited, as the "Show that Never Happened" was so well planned, I can't wait to plan one that happens with this same group! However, there are a few that cannot commit so I will be asking for volunteers. It is a little ways out so nothing right now on that, but be thinking about what you might be able to contribute! I'll work on the list of needs and send them soon. I don't expect any meetings until at least 2021. If needed, we will make sure we do these on a safe, socially distanced platform. And pray like heck that we get a vaccine for this crazy virus!

I hope everyone stays well and safe and hope to see you all in September!

Thank you,  
Darla Gibson  
Chair, Quilt Show 2022



## COVID-19 AND US . . . WHAT WE DID DURING THE QUARANTINE



### I'VE BEEN BUSY QUILTING - Bernice Dodge

So wonderful to have a great hobby. Along with these I have made several charity quilts and tomorrow I will be putting my second Elizabeth Hartman design on the quilting machine.

### QUILTERS AND QUARANTINE Carol Spindler

They say quilters have been preparing for this quarantine for years. It must be true because no matter how fast I sew my stash doesn't seem to get any smaller.

I started out making masks, but I quit counting after 250. I still make a few occasionally, but I'm happy to be done with that. It made me realize how grateful I was not to have to sew on an assembly line. I have made 3 quilts for Epworth and am working on number 30 for Cover our Kids. Also finished a few for Quilts of Valor. It is said that sewing is our therapy but I never realized how true that statement really was. Thank God for our phones, TV, and sewing machines. Miss all of you. Stay safe.

### MY MOROCCAN QUILT - Gail MacCartney



This quilt will be for my daughter at her request. She wanted it to make you think of Morocco and she has named it Moroccan sunrise. I made it with the assistance of Candy Grisham's newest book.

### FROM THE HOSPITAL TO MY SEWING ROOM - Barb Warner

I had a 3-day "vacation" at St Luke's this month. It seems I have "afib" and I have a new medication to take. I feel a 100% better than I have for a couple of years. Learned some things. Go outside and breathe real air for my immune system and vitamin D. Air out the house and get fresh air into your AC/heating system. Wear the carbon dioxide mask only where I must.

And then there is quilting. The top to Shari's African quilt is done! Thank you, my friends in Bit by Bit, for piecing some of the blocks, sashing, and corner sets. Also, I have been following Sue Spargo's 90 circle sampler. She works with wool (1" circles) and embroidery. Each day there is a new design. It's like Christmas every morning. If you work with wool you may enjoy the experience. Lessons come on Facebook and Instagram.

### NO SLOWING DOWN - Judy Vogt



Since I do quilting at home, my work has not slowed down. There was a week when I felt it was time to do my quilts and I managed to get nine quilted. A few quilts that I completed are charity quilts, some were block of the month, and one was a Judy Neimeyer quilt for my grand-

daughter. (pic included) Just in time for her birthday--it was suppose to be for her wedding gift, but that has been delayed due to quarantine. I am still making face masks for my mom's nursing home, family, and neighbors. I lost count after 300. This week I cleaned every window in the house. Ugh! I am glad I don't do that for a job. I am so looking forward to the day that we can all meet again.

### BUSY, BUSY, BUSY - Mary Lou Knox

I JUST got my email fixed a while ago!!! I had been without email for almost a week!

I have been busy like everyone else....sewing, reading, cleaning, and face timing with my grandchildren.

I have finished two projects, a quilt and a wall hanging. I donated bunches of fabric and elastic to various friends, so I have kept busy.

### CRAZY QUILTERS PARK AND MEET - Chris Williams




**Crazy Quilters** had a Parking Lot meeting on Saturday, May 23, Crazy Quilters met at the Dillard's parking lot at Chesterfield and celebrated seeing each other in person. We parked every other space and sat in front of our cars to accommodate social distancing. It was wonderful to see what everyone was doing, projects completed or in process. Our group is a block exchange and members handed in completed blocks to Chris Wiley, Lisa Marsden and Laura Khoury. Merrily Woodford, Darla Gibson and Kathy Young handed out blocks for members to make. Our next meeting is scheduled for Tuesday, June 9. Once again, we will be having a Zoom meeting...and who knows, we may meet in the parking lot again!



## COVID-19 AND US . . . WHAT WE DID DURING THE QUARANTINE

### THE NEWLY FORMED MINI GROUP - PAPER PIECING - MADE PRETTY STARS - Jennifer Chan



Book used for Paper Piecing.

A positive view...No one knew what a pandemic would do to a bunch of ladies who just started a group on paper piecing. We can't meet at the Fire House. Although our lives were disrupted but we progressed and made the best out of our situation. We established a time to share our passion of quilting which brought us to a new level thanks to our leader, Linda

Keeler. Paper Piecing Gals having fun sewing together:

As our teacher and foremost dear friend, Linda, has guided us on the fundamentals of paper piecing. She is patient, kind and very giving of herself. Her skill level on PP is incredible and advanced. So, instead of meeting monthly, we are now meeting weekly on

zoom. And due to the persistence of each individual, we are learning skills at an accelerating pace.

Thanks to our group of gals and their friendship during these trying time.



Gail MacCartney



Francine Boillat



Tamra Phelps



Priscilla Kosednar



Sue Potter



Linda Keeler



Mary Lou Knox



Row 1: Gail MacCartney, Linda Keeler, Priscilla Kosednar

Row 2: Tamra Phelps, Sue Potter, Mary Lou Knox

Row 3: Jennifer Chan

Missing: Elizabeth Stewart, Francine Boillat

## COVID-19 AND US . . . WHAT WE DID DURING THE QUARANTINE

### QUILT FINALLY READY TO QUILT - Linda Bergh

I did hand applique the blocks...yes, in like 1994 I took a Rose of Sharon class with a teacher (Mary Lou Amadea or something close to that) at a quilt shop on Watson...pretty much a year long class and she was very much into dimensional applique so snuck some of those techniques into our quilt.

I think I got through about 8 or 9 blocks/classes before I dropped out (life), and really did not even like the last 3 or 4 she was having us do. But she was a great teacher, and I really liked the first blocks we did.

It took me forever since then to figure out what to do with the ones I had finished, and did I want to do more or ?? Debbie Ernst (I am in the A-Team) gave me great ideas, and FINALLY I settled on this wall hanging arrangement. But not really planning to hand quilt it...have never done that...I sort of like using the walking foot and FMQ on my 830 Record Bernina...but this is larger than anything I have done before—baby quilt was the largest. But at least I have developed a few quilting skills since we retired five or so years ago and have felt more confident just putting the thing together! Ha!

I recently posted on an Applique Facebook group about how to quilt it/ what sort of pattern to use, and everyone that commented said to do a cross hatch, so that sounds good to me. Have not entered anything into a show before...could be the first! 2022 sounds at least possible!



Here is a picture of the top, sandwiched now and ready to quilt...it is sort of a wall hanging size (all I could manage to create, using the blocks I liked and without having to applique more). Looks like if we start having hot weather, I'll be able to spend some afternoon time working on it.

### BEGINNER'S LUCK ZOOMS

-Chris Williams



**Beginner's Luck** is ZOOMing along. We held our June meeting and "hostess" Jane Dodge showed the "Scallops, Vines & Waves" Template from Quilt In A Day. Jane demonstrated marking the quilt and gave tips for measuring and marking the scallops as well as binding the quilt and .Chris Williams displayed a small quilt showing a scallop border. Our next meeting is Tuesday, July 7 - topic to be announced.

### GREATER ST LOUIS HONOR FLIGHT UPDATE

Judy Humphrey

On March 3 an Honor Flight was held with 22 veterans visiting Washington DC. Then all \*\*\*\* broke loose. The National Organization cancelled all flights. At that point three flights of veterans had been notified they were going on their trips. The word from the National Organization now is "It's a slim to none chance that we will have any more flights this year".

Our local organization had to call all 60 veterans and tell them they would not be traveling to DC. To make up for that experience they planned a car parade to each veterans. This will happen Memorial Weekend. This has been a great undertaking, Putting all the volunteers to work and quickly.

Yard signs were put up in their yards. Goodie bags were prepared with all the wonderful things they would have gotten on their trip. Shirts, hats, books, stickers, and a special coin. Plus they were given their patriotic quilt.

It was wonderful to be able to provide a quilt to each and every veteran...and our guild made that possible.

Thanks to the Guild for monies to purchase fabric and everyone who make the quilts. Everyone made this possible.

### A BIG THANK YOU - Jane Dodge

I want to send a **BIG "THANK YOU"** to Chris William who has sponsored several different group meetings. On May 27, thanks to Chris, 8 of us met: Jane Dodge, Phyllis Nelson, Tamra, Priscilla Kosednar, Peggy Anderson, Margaret, and Linda Keeler.

We covered a lot of topics while we sat and sewed and laughed, including: Linda's project group doing paper piecing, Margaret's block of the month of Pumpkins in trucks. Priscilla was working on the MO centennial blocks sponsored through St Charles public library. Peggy introduced us to Brimfield Awakening designs. Chris had ordered a Panda quilt marking pencil that she demo'd for us.

Our big laugh was using a calendar or carrying a purse, things most of us have not had to use for awhile. Also we had show and tell of projects in progress but I do not have those pictures to share.

One thing we all seem to have in common besides love of quilting are those templates and rulers we bought, and may have used or have never used. We wonder how many rulers and templates everyone in our guild would have to share if we could ever even count those items.

Thanks again to everyone sponsoring zoom meetings and keeping our guild fun for so many.



## COVID-19 AND US . . . WHAT WE DID DURING THE QUARANTINE

### RAFFLE QUILT UPDATE Priscilla Kosednar

The new date for the Raffle Quilt 2020, *A-Team's Rose of Sharon*, drawing is Tuesday, September 22, 2020. Hopefully, this will happen at the September guild meeting. If this meeting is canceled due to COVID-19 concerns, the drawing will take place that day at an alternate location. An email will be sent to all members and a website announcement will be posted with additional details. Thank you for your patience.

### FUN SEW DAYS CONTINUE - Chris Williams

The Fire Department remains closed for meetings so once again we are having Zoom meetings. The original schedule skipped July but since we are all having staycations, why not meet. However, the first Saturday is a holiday so we will change the date to Saturday, July 11 from 9:30 - 2:30. If you are interested, **contact Chris Williams asap at: [cwill@earthlink.net](mailto:cwill@earthlink.net)** Because we are having a Zoom meeting, there are only 10 openings to keep conversations more easily understood. We would love to have new members participate! You do not have to commit to the entire time period, you may come late/leave early if you need to.

### A COMPLETED UFO Sherry Mueller



This quilt was started in 2008 as a block exchange with Southern Stitchers mini group. I love vintage, and wanted a Kansas City Star block sampler quilt. I handed out patterns for choices from the book *Star Quilts One Piece at a Time*, and members picked the block they wanted to make. The blocks have been sitting because I needed to make a few more. I finally picked it up, made the blocks, etc., etc., and now the quilt was finally finished at the end of April!

### A BIRTHDAY GIFT - Betsey Gardner



This a quilt that I made for a friend's 73rd birthday. He loves it and it was fun to do. It was from a Missouri Star pattern that I modified.

### MY PANDEMIC PROJECTS - Lisa Smith



The first is a baby quilt I made for a former colleague. His wife (a nurse) gave birth in April, so they had their share of anxiety.

The other two are a set. One of my nieces, Amy, and her fiancé, Patrick, had a wedding planned for the end of May. While they unfortunately had to reschedule it for November, I decided to try to finish these two LeMoyne Star throws. Many of their registry gifts were black and white, so I thought this would be a perfect time to try my hand at a two-color quilt. Both are made entirely of LeMoyne stars, but one has 30 identical stars while the other has W&B and B&W stars alternating. Interesting secondary patterns emerge, but in the one with alternating stars, the

secondary patterns overwhelm the stars. Still interesting to me.

These are called "Ebony and Ivory" and "Night and Day." I used different fabrics on each quilt top although the backs use identical fabric. The red on the back is close in color to her bridesmaid's dresses. I succeeded in finishing them in time arrive on the original wedding date. They are my own design.



to

This baby quilt is called "My Heart's A-flutter." It was made for a baby named Amelia. The original pattern is called Spin Me Round Quilt." It is available free on several websites, so I don't know the original designer.





## COVID-19 AND US . . . WHAT WE DID DURING THE QUARANTINE

### PIECES OF FRIENDSHIP FINALLY MEET—Nancy Peters

Several members of Pieces of Friendship met at Nancy Muskopf's house on May 20th to receive their block exchange boxes. We enjoyed sack lunches and show and tell. The bear quilt was done by Bernice Dodge. It was so very good to see our quilting friends again!



### MASKS, MASKS, MASKS AND A BLOCK—Patti Moreland

Requests for masks have eased up a bit, but I haven't run out of elastic yet, so I guess I'll keep my mask-making shop open. My niece made a special request for a "First Communion Mask" for her daughter (and a few friends). What an honor. A little eyelet and a little embroidery and they turned out pretty sweet. On the opposite end of the spectrum, my son saw a "Happy Hour" mask on Facebook (with a flap exposing a hole for a straw) He asked me to make one for his wife. Needless to say, I made a few of those too. And for my husband, I made a mask so he could bring his two best friends with him everywhere. (printed photo on cotton)

I also took a stab at making the "12-inch COVID inspired Quilt Square" that was mentioned in the last newsletter. I took a photo of a yard sign, digitized each of the icons representing frontline workers and added the names of those close to me that are frontline workers. I did not quilt it because I wasn't sure if we were going to combine our quilt squares to make a group quilt... or just finish our own mini quilt.



### THE WEDDING QUILT - Wendy Richards

This is a quilt that would have been in the quilt show. It is a wedding quilt for my niece and husband, now sent and on their bed.

My niece and her husband live in the Rocky Mountains in Colorado and love everything outdoors, hence the colors and trees.

Blocks were made by members of Crazy Quilters mini-group as well as family members. It was quilted by Judy Vogt.



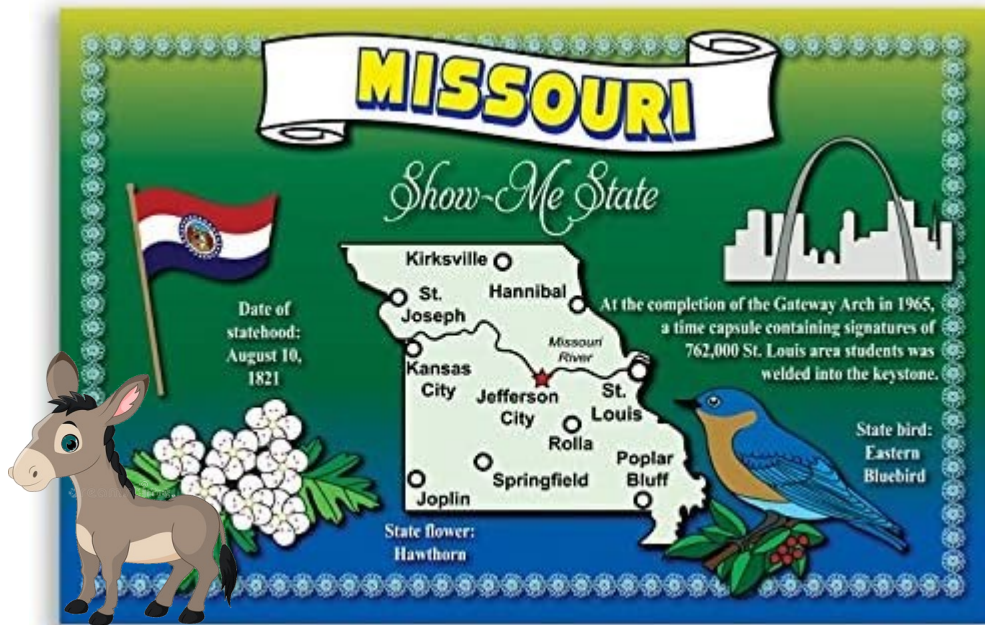
### MY NOTE OF THANKS - Cindy Holten, Editor

Thank you all for your fabulous stories and photos. I hope you enjoy reading about your fellow guildies and seeing some of their beautiful quilts, masks, and fun things they've made. Hopefully, we will all be back to a new normal soon. But until then, wear your mask, wash your hands, eat chocolate, and stay healthy.



## THE GUILD CHALLENGE REMINDER

Bits N Pieces Quilt Guild 2020 Challenge  
Missouri Bicentennial Challenge  
Kay Strebeck, Coordinator



On 10 August 2021, our great State of Missouri celebrates the 200<sup>th</sup> Anniversary of becoming the 24<sup>th</sup> State of the United States. This Challenge is a way for us to commemorate this Anniversary of Statehood.

There are many directions the theme of this Challenge could take you; our State animal is the Mule, our State bird is the Eastern Bluebird, our State flower is the White Hawthorn, our State Song is The Missouri Waltz, etc. Perhaps there is a landmark or a photograph from Missouri that you find inspiring. Traditional quilters might use the Missouri Star as a focal point. Or you might want to design a Birthday Card for our great State!

Here are the parameters:

- ♥ Quilt should measure no smaller than 12"x12" and no larger than 24"x24". It may be rectangular within these dimensions, such as 12"x18", and can be oriented as portrait or landscape.
- ♥ Quilt must be your original concept and work, and should not infringe on copyright restrictions. Example: If your work comes from a photograph, it should be your own or you should have permission to use it.
- ♥ Quilt must have a minimum of three layers (Top, Backing, and Batting) and be quilted. Embellishments can be used to enhance your quilt. Any embellishments or extensions must not extend past the 24"x24" limits.
- ♥ Quilts will be judged on workmanship and how well your quilt represents pride in our State and its Bicentennial.
- ♥ Quilts will be due at the October 2020 meeting.

Have fun and take advantage of this time to be creative and show your pride in our Beautiful State of Missouri and its Bicentennial!





## COMMITTEE REPORTS

### **COK and MORE: Gay Stewart, Tamra Phelps**

- We are still unable to access the church basement; but if anyone has finished COK quilts, please phone Gay (314-278-6343) and she will meet for a non-touch exchange.

### **MEDIA RESOURCES**

If you have any questions, comments, or suggestions regarding any of the listed media resources below, please contact the respective individual for assistance.

- Cindy Holten - Newsletter
- Darla Gibson - Facebook and Yahoo Group
- Marsha Bray and Megan Buttery - Website

### **MEMBERSHIP: Mary Lou Knox, Peggy Anderson**

- There are currently 173 members on our Bits and Pieces Quilt Guild roster which includes 7 new members.
- If you want to win a membership attendance prize at the meeting you must wear your name tag. We have stick-on name tags at the membership table or you can order an engraved badge. Engraved badges are \$10 and can be ordered in magnetic or pin backed styles. An order form is available at the membership table. **Remember magnetic badges should not be worn with a pacemaker!**
- Guests are always welcome at the meeting for \$2.00 (\$6.00 when there is a national speaker). Encourage your friends to join us.

### **RETREATS**

#### **Retreats for Members at Toddhall in Columbia, IL**

- Detailed information about Toddhall, bedrooms, meals, etc. can be found on our website under Guild Activities.
- Contact the designated coordinator for questions pertaining to a particular retreat.

#### **Susan Calzone**

[sesnowzone@charter.net](mailto:sesnowzone@charter.net)

Approximate cost is \$160 to \$380

- June 16-20, 2020 – **CANCELLED**.

#### **Laurie Schrader**

[laurieaschrader@gmail.com](mailto:laurieaschrader@gmail.com)

Approximate cost is \$160 to \$220

August 7-9. - **CANCELLED**

#### **Sue Meyer**

[suziequilt@hotmail.com](mailto:suziequilt@hotmail.com)

Approximate cost is \$250 to \$310

October 5-8, 2020. **STILL ON**

*Retreats are managed separately. Funds paid for one retreat are not transferrable to another retreat.*

### **SUNSHINE & SHADOW: Linda Waugh**

- Hi Everyone! I just wanted to remind you to email me with any Sunshine and Shadow Information. I hope everyone is safe, Washing hands and wearing a mask when applicable. This is a trying time, but we can get through it together. Keep quilting and walking or hiking or gardening, reading, cooking or whatever makes you happy.
- I want to give a shout out to Candy and Marsha for creating our quilt show via technology. Yeah!!! Candy and Marsha...thank you for doing this.
- Stay healthy and let me know of any sunshine or shadow news.

Thanks to all of you for supporting our guild members who need us at critical times in their lives.

Please contact me if you have any information for Sunshine and Shadow at [Lkampwaugh@charter.net](mailto:Lkampwaugh@charter.net) or call me at 314-909-8559.

### **TREASURER'S REPORT: Sandy Rekowski**

- Feel free to review and contact me if you have questions. [sandyrekowski@yahoo.com](mailto:sandyrekowski@yahoo.com).

### **UFO: Sarah Weible**

- It was mentioned at our fall planning meeting, that members were wanting more prizes for UFOs. I decided to have a drawing for those participating in March to try to get more people to sign up.
- Usually, we stop taking forms at the March or April meeting, but I'm just going to take whatever, whenever this year. When a project is complete, normally they need to show it at show and tell at the meeting for credit.
- Credit comes as square inches of the piece. I am, for now, just asking for a photo with the measurements and who quilted it and how. Money prizes historically were awarded in January. I believe I'll award cash prizes in July and then again in January. Maybe another participation drawing in October.
- Some of you ladies have been very busy! Thank you for the lovely photos of you and your completed projects, it's been something that has brightened my day when I see the emails.
- It's never too late to e-mail a list of your UFOs to me at [s.weible@gmail.com](mailto:s.weible@gmail.com)! You can download a form from the Bits website or just send a list of the working title and about when you started the project. It's that simple. When a project is completed – just take a photo and e-mail that along with the size, how it was quilted, who quilted it, and when it was finished.
- The first drawing for prizes was done in late March (when we would have normally had our meeting). The winners were: Sherry Mueller, Candy Grisham, and Nancy Stratte. They won a 7 spool collection of Guttermann basic color thread. These prizes were awarded for just turning in a form! Just a reminder to those winners....I am keeping your prizes safe until our meetings have begun again.
- I'm looking forward to seeing all those beautiful photos of all your hard work!

# # #