

## ZOOM WE GO - FEBRUARY 23, 2021



**Lilo Bowman**  
presents  
**Love Where You Create:**  
**It's Not A One Size Fits Solution**

Lilo Bowman has worked as a floral designer, translator, tour guide, wedding planner, and is now editor-in-chief of [TheQuiltShow.com](http://TheQuiltShow.com). Her work has been varied, often challenging, but always creative.

Since early childhood, she has been instilled with the desire for and love of doing something with your hands, learned by observing the varied and beautiful items crafted by both of her grandmothers. Raised in a German culture, Lilo was always keenly aware of and fascinated with objects (whether utilitarian or decorative) that were attractively displayed while still being orderly.

She has a new book just out, *Love Your Creative Space* by C & T publishing on her website <https://www.lilobowman.com/>



Her program, “Love Where You Create: It's Not A One Size Fits Solution”, will show you how to build a creative place that works for you, your space, your budget and where you are right now.

Directions for zoom for the meeting and the program will be sent out closer to the meeting date.

## **PRESIDENT'S MESSAGE**

**Phyllis Bednarek, President**

Dear Bits 'n' Pieces Friends,

What a fantastic first meeting!! Almost 100 members in attendance. And thanks to Candy's and Darla's technical abilities, Debbie Maddy's presentation went off without a glitch. I am definitely going to use her new method which eliminates Y seams. Y seams have always incited me to use very colorful language!! #%@!!

I hope you have given some thought to how you can contribute to the guild. Jane Dodge and Priscilla Kosednar have volunteered to do the Holiday Block Exchange. Wouldn't it be nice to share this experience at our Holiday Party?? However, we do need someone to organize the party - interested? Please contact me at 630-319-4292 or phyllisb4@gmail.com.

Linda Keeler has set her deadline for the raffle quilt to be completed by the end of this year. She is going to need a good team of quilters to make this a success. Please contact her if you are interested. Her contact info is stlkeeler@yahoo.com or 314-971-0989 (text only).

Candy is currently working on a tech team, so this position is on hold at this time. More information will be forthcoming after we get more detailed information about our own Zoom account.

So, until we meet again at the next meeting, when we can learn from Lilo Bowman how to best organize our sewing space and "Love Where We Create"!!!

Sewfully Yours,  
Phyllis Bednarek  
President

## **JANUARY 26, 2021** **ZOOM-MEETING MINUTES**

**Nancy Hopkins, Secretary**

President Phyllis Bednarek opened the meeting at 7:02 pm via zoom.

Candy Grisham introduced the program speaker Debbie Maddy. She presented the program "No Diamonds/No Y seams, Old Quilts – New Methods".

After the program, President Bednarek called the meeting to order and asked for approval of the minutes of November 17, 2020. A motion was made and seconded and the minutes were approved unanimously.

The president reported the following: The guild has official status as a not-for-profit entity.

Committee chairpersons are needed for Block of the Month, Salad Supper, Holiday Block Exchange, Holiday Party and Raffle Ticket Sales.

A new position titled Technical Administrator is needed for zoom administration.

The Raffle Quilt committee needs volunteers for paper piecing, label and binding. Email Linda Keeler if interested. There will be more information in the newsletter. The goal is to finish the quilt by the end of 2021.

Membership chair Mary Lou Knox asked that all dues be paid by end of February.

Candy Grisham announced a virtual workshop will be held on May 26, 2021 limited to 20 participants. Information will be on guild website.

Three retreats are scheduled for 2021. All have openings available.

The due date for the challenge quilt has been extended to the June 2021 meeting.

Treasurer Debbie Reynolds presented the 2021 budget. After a brief discussion, a motion was made and seconded to accept the budget as presented. Motion passed.

Show and Tell followed the business meeting.

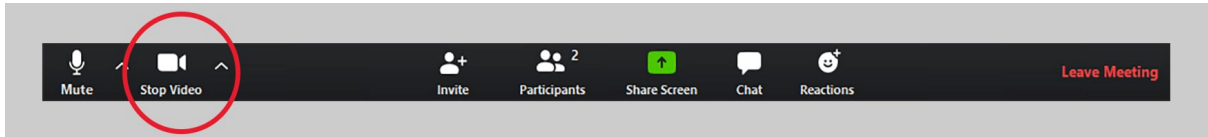
Meeting adjourned at 8:40pm.

Respectfully Submitted,  
Nancy Hopkins

## ZOOM TIPS/TRICKS

We know not everyone is a Zoom expert, so we thought we'd share some things we've learned to make your time using Zoom a little easier for our time together.

At the bottom of your Zoom window, you'll see something that looks similar to the black bar below (though it may not be \*exactly\* the same.) Depending on your device this may be in a different place.



**Audio** - Click on the icon to mute or unmute yourself. Click on the arrow to fine tune and test your audio choices. We ask that you keep your audio on mute while we're in the full group meeting, unless asked otherwise.

**Video** - We love to see your faces! Click on the icon circled in red to show or not show your video. Click on the arrow to see more video options. It's our preference for you to have the video on, although ultimately, it's your choice! When/if in breakout groups, please do turn your video on so your fellow participants can see you.

**Participants** - Click on the icon to open the Participants window, which includes a list of who else is taking part in the meeting. You can also change your display name here, by clicking on 'More' next to your own name. You can also click on ... in upper right of your screen to rename yourself.

**Reactions** - At times, we may ask you to raise your hand, which is found when you click on Reactions. You can also clap for your fellow participants or give them a thumbs up! You're always welcome to send your questions, comments, and enthusiasms there as well!

### A couple of other tips:

- You can change your view! In the upper right of the main Zoom Screen, you'll see a couple of different icons that change depending on whether the speaker is sharing. We encourage trying out a couple of different options to find what view works best for you.
- Speaker view or gallery view. When a speaker is presenting they will show up as the only one on screen.
- Something we learned the hard way: Zoom likes a restart. The program works best on a laptop or desktop computer, and it benefits from a daily restart of your computer.
- Mute yourself when not speaking. Join the meeting in a quiet space.
- For a quick unmute, hold the space bar down on a PC
- Depending on where you are viewing you may need to swipe or arrow left to see everyone.

Thanks,  
Candy, Gail, Gail, Marsha & Darla

## **RETREATS FOR MEMBERS**

**TODDHALL, COLUMBIA, IL**

**Susan Calzone, Coordinator**

Three retreats have been reserved for this year and sign-ups are underway. Each retreat is subject to cancellation due to low sign-up numbers or Covid-19, but I'm optimistic that small group activities may be safe to resume by July. Please contact the noted coordinator for more information or to sign-up.

**July 8- July 11, Th-Sun,** Susan Calzone -  
[sesnowzone@charter.net](mailto:sesnowzone@charter.net)

**August 13-15, Fri-Sun,** Laurie Schrader -  
[laurieaschrader@gmail.com](mailto:laurieaschrader@gmail.com)

**September 27-30, Mon-Th,** Sue Meyer -  
[suziequilt@hotmail.com](mailto:suziequilt@hotmail.com)

Detailed information can be found on our website under Guild Activities.



**Linda Waugh, Coordinator**

[Lkampwaugh@charter.net](mailto:Lkampwaugh@charter.net)

314-941-3195 or 314-909-8559

**Candy Grisham** will be presenting at the Global Quilt Connection webinar on February 22, 3-4:30 PM. This is a webinar designed for guilds and individuals to find teachers, workshops & programs. Many of our programs this year have come from these webinars. You can register to be a part at <http://globalquiltconnection.com/>

Please email your Sunshine and Shadow information to me, or you can call me. Thanks so much and stay safe, healthy, and warm.

Linda Waugh

## **MEMBERSHIP**

**Mary Lou Knox and Peggy Anderson**  
**Coordinators**

There are actually 149 members in the guild and 14 to be added. I will be doing the additions at the end of next week and will send to Marsha Bray who will update it on the web.

Quiltingly Yours,  
Mary Lou Knox  
[mknnox911@charter.net](mailto:mknnox911@charter.net)



WASH HANDS



WEAR MASK



AVOID TOUCHING  
YOUR FACE



DRINK PLENTY  
OF WATER

# **FANFARE OF QUILTS 2023**

**MARCH 18-19 2023**

## **CHAIR COMMENTS**

**Darla Gibson, Quilt Show and  
Quilt Show Committee Chair**

Quilters!

I am excited to be Chairperson for the 2023 Fanfare of Quilts! The dates for the show are March 18-19, 2023 BUT make sure to keep Friday, March 17<sup>th</sup> on your calendar as that is set up day!

For those of you that are new to the guild, I'm going to write a series of articles in the newsletter so you get a good feel of the history of the Bits 'n' Pieces Fanfare of Quilts. For those of you that have been around for a while, feel free to send me tidbits you think would be interesting to share. My email is [ddgibby64@yahoo.com](mailto:ddgibby64@yahoo.com) and I'd love to hear from you!

For this first article, I'm going to share a brief history of Bits 'n' Pieces as printed in the 2008 Fanfare of Quilts booklet.

"On January 1, 1984, twelve women interested in quilting met for the first time to organize a quilt guild. Jackie Robinson, quilting enthusiast and author, formerly of our area, was instrumental in organizing the group and provided her shop as our first meeting place. At the first meeting, the group chose the name "Crazy Quilters." In May, 1986, the group's name was changed to "Bits 'n' Pieces Quilt Guild."

I don't know if you all are familiar with Jackie Robinson (now of Animas Quilts) but if you do a little research on her, you'll find some wonderful quilting books, including one based off of designs by Frank Lloyd Wright! Isn't it fun to know you are part of a guild she started so many years ago?!

It's fun to look back through the Fanfare of Quilts books to see what tidbits are hiding in there. Over the next few months, I'll share more of these tidbits as well as more about the quilt show.

And, I am assigning you homework! It's really easy! Get out your calendar – electronic or paper – scroll or page through to March 2023! Now, in Red Sharpie or BOLD Print, add "Fanfare of Quilts" to your calendar for March 17 – 19, 2023! And, make sure your spouses, partners, families, friends, etc...ALL know NOT to book any trips, parties or other activities on that weekend!

Thank you and I look forward to sharing more fun facts, data and general information soon!

**DARLA GIBSON**

## **RAFFLE QUILT**


**Linda Keeler & Jane Coons, Coordinators**

Linda Keeler and Jane Coons are in charge of the raffle quilt for 2023.

We are seeking volunteers to do all parts of making this quilt from: helping to choose the quilt pattern and fabric, cutting the fabric, piecing it, quilting it, and binding it. There is something for all skill levels. One thing we know about it is that it will be paper pieced and it will be beautiful!

Please let me know if you want to be part of this exciting opportunity.

**LINDA KEELER**  
[Stlkeeler@yahoo.com](mailto:Stlkeeler@yahoo.com)  
Text 314-971-0989



Be on the lookout for upcoming events and changes to the guild's schedule in the newsletter and on the guild's website.

-Marsha Bray



## **ZOOM'D MINI EVENTS**

**Chris Williams, Coordinator**

**For Mini-Group info:** **Beginner's Luck** – This minigroup continues to meet via Zoom on the 1<sup>st</sup> Tuesday afternoon each month. We are now focusing on small skills to add interest to our quilts. Upcoming in 2021 is a “dwellings” project.

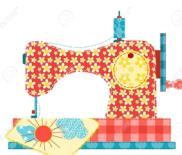
**Fun Sew Days** also continue with Zoom. These are held the first Saturday of each month and are open to all guild members and the hours are generally from 9:30 a.m. 3:00 p.m. Just think – sewing with friends and no need to haul a machine, sewing supplies, ruler, iron or project! Some people just do hand work during the session also.

The next dates are February 6, March 6, and April 3, 2021

Contact Chris Williams ([cwwill@earthlink.net](mailto:cwwill@earthlink.net)) if you are interested in joining in the fun or have questions. See the Bits website for more information.

**Bits Members Afternoon Zoom** – This group meets every 2 weeks on THURSDAY AFTERNOON from 1:00 – 3:00. The group chose to have a Sew Day during their Zoom meetings. This group is open to everyone, but you must sign up to receive a Zoom invite. Meetings are scheduled for February 4, February 18, March 4, March 18 and April 1, 2021. If you are interested in joining this group or have questions, contact Chris Williams ([cwwill@earthlink.net](mailto:cwwill@earthlink.net))

**Bits Members Evening Zoom** – This group recently voted to have zoom meetings every other week on WEDNESDAY EVENING from 7:00 – 9:00 – a time to chat, share projects, ask questions and just catch up on news of the Guild and each other. The next meetings are scheduled for February 3, February 17, March 3, March 17 and March 31, 2021. If you are interested or have questions, contact Chris Williams ([cwwill@earthlink.net](mailto:cwwill@earthlink.net))



## **UFO'S**

**Sarah Weible, Coordinator**

Who doesn't like a PRIZE??!!

March 2020, three participation prizes were awarded to those who submitted a list to the UFO program. In June 2020, we awarded \$210 shared between 7 quilters for the work they accomplished January through June.

The second participation drawing occurred in September 2020 for two more quilters who submitted a list. Prizes were also awarded earlier this month for the period of July through December 2020 for those who completed projects on their UFO list. Nancy Peters, Ivy Osborn, Jane Dodge, Priscilla Kosednar, Lisa Marsden, Cindy Pfothenauer, Nancy Stratte and Marilyn Schulz shared prizes that totaled \$180.

This March, anyone who has submitted a UFO list will be entered into a drawing for prizes. All that is required to be eligible is a list sent to [s.weible@gmail.com](mailto:s.weible@gmail.com) by March 15th that contains only 3 things:

1. Your name
2. Working title of your project
3. Approximate date you started the project

If you hate e-mail, call me at 314.313.3360 and I will write it down for you!

When you finish a project, just e-mail a photo with your face included. Let me know the name of the project, how big it measured and who/how it was quilted.

As you can see, there are prizes up for grabs. Some require as little as sending in a list. Others require completion of projects. With a simple submission of a list, working on our projects (most of us are at home doing it anyway), and a photo - its a win win!!

~Sarah Weible

# Sunny Side Up Workshop

## Gyleen Fitzgerald, Instructor

### Virtual Workshop

A field of sunflowers just makes you happy. Recreate your favorite sunflowers or imagine electric new varieties. Sunny Side Up cleverly uses two sizes of kite polygon cut from 3" and 5½" strips. You will learn how to construct a perfect "Crisscross" and "Butterfly Seam" for effortless stitching. It's so easy you'll fall in love.



### When

**May 26<sup>th</sup> – 2021 Time to be announced (6 hour)**

Full Day Workshop Using Polygon Tools - Gyleen makes it easy!!

### Cost

Workshop (including pattern) - \$60

Tool required: Gyleen's Polygon 3 Tool \$19

Order from:

[https://colourfulstitches-com.3dcartstores.com/Polygon3-Tool\\_p\\_21.html](https://colourfulstitches-com.3dcartstores.com/Polygon3-Tool_p_21.html)

### Sign Up

Sign up due by **April 15<sup>th</sup>** - space is limited so don't wait

Send check \$60 to Bits n Pieces Quilt Guild

Mail to: Candy Grisham 3 Woodbine Ct. Washington, MO 63090

Candy Grisham, Coordinator

### Supply List

Can be found at

<http://www.bitsnpiecesguild.com/wp-content/uploads/2020/10/>

SupplyList\_SunnySideUp\_07102019.pdf