



Fan Mail

Salem Methodist Church ♥ 14825 Manchester Road ♥ Ballwin, MO
www.bitsnpiecesguild.com

APRIL 2019

Guild Meeting April 23, 2019

**The meeting room will be lined with
tables filled with fabric, notions,
specialty goods...and all sorts of quilters'
goodies...and many great bargains!**

**So mark your calendars.
This a sale you won't want to miss!**



PRESIDENT'S MESSAGE

Dear Bits N Pieces Membership,

I was sitting in my sewing room working on a quilt block when the song, "Party like it's 1999" started playing. I found myself humming to the tune then singing to myself, "I'm quilting like it's 1999". Then I realized that 1999 was twenty years ago. I looked at my trusty Pfaff sewing machine which I bought in 1999. The quilt block that I was working on was a friendship star which was created long before 1999. I really was quilting like it was 1999.

I was not a member of the guild in 1999. I found a membership directory from 1999 and compared how much the guild has changed in 20 years.

In 1999 the guild met at Community Christian Church on Meramec Station Road. Today we meet at Salem Methodist on Manchester. In 1999 there were 58 members listed in the directory. So far in 2019 there are 179 members.

In 1999 the membership directory was printed on paper and handed out. Newsletters were printed and mailed to each member. There was no website. Now the newsletters, membership directory and all important information is posted on our Website. The guild is kept up to date with e-mails. We have moved this year toward everyone getting their newsletter from the website. If you were getting a mailed newsletter, you will no longer receive it unless you talked to me.

The 1999 directory had a list of officers and committee chairs. Just like 1999, we need many people to make sure the guild continues to grow and be the best. Please consider volunteering to fill a position on the quilt show or one of the guild committees.

Through the years the purpose of the guild remains the same: "To preserve the heritage of quilting, to be a source of information, to perpetuate a high quality of excellence in quilting and related arts, and to be a gathering for people with a common interest." Whether you quilt like it's 1999 or 2019, I hope you enjoy the process.

Jean Goldsberry
President

THE MINUTES

MARCH 26, 2019

Call to Order: Meeting was called to order at 6:58PM by President Jean Goldsberry. Minutes were approved by the Guild, as written. Jean started the meeting with a joke.

2. Announcements:

a. Newsletter deadline is Friday, 29 March 2019. All information needs to be turned in to Cindy Holten.

b. Jean mentioned again that the Guild is no longer mailing newsletters.

c. Jean thanked the following people who have stepped up to fill roles for this year.

-Quilt Show Chair for 2020 – Darla Gibson

-Christmas Holiday Block Chair – Gay Stewart

-Salad Supper Chair – Sue Meyer (note that Sue needs 4 additional volunteers for this event)

Still needed are the following 2 positions:

-Holiday Party Chair

-Challenge Chair

d. Cover Our Kids delivered 87 quilts this month. They are planning to have a Sew Day in May. The date will be announced in the newsletter on our website and via email. They now have labels for charity quilts.

e. Marsha Bray was at the back and collecting fees for the May National Workshop of Cynthia England's paper piecing. Attendees will need to pay for workshop and kit when signing up. The dates for the workshops are 29-30 May 2019. Marsha later clarified that there are only spots available for the second workshop on 30 May for Cynthia England's Picture Piecing. Workshops will be at Jackman's, 0930A-4P. It was noted that 27-28 August 2019 we will have another National Speaker, Sandra Bruce, who will present on free motion writing with your quilts and pixelated quilt pictures.

f. Dues for 2019 need to be paid. According to the by-laws, if you have not paid dues by February, you will be withdrawn from the Guild. If you have forgotten to pay your dues, you may take care of this at the Membership table.

g. UFO Forms are due back next month.

h. Cindy Neville was selling raffle tickets for the Thimble and Thread quilt.

3. Program: Vice President John Rutkowski introduced our speaker, Yvette Joy Liebesman. She is a professor of Law at SLU School of Law and she came to discuss copyright laws as relates to quilting. She was not giving out legal advice. She talked about Intellectual Property, Patents, Trade Secrets, Trademarks, Trade Dress, and Copyrights. She took questions at the end of her slideshow. It was an lengthy and informative talk.

4. Quilt Show: Darla Gibson thanked everyone for their kind comments about her taking on the job of quilt chairperson. She's been getting help from the past chairperson and she has enlisted help from many who have already offered their talents. She is appreciative of this. This quilt show belongs to all of us, and we all need to contribute and participate to make it a success. She states that our quilt show is at a high standard for the size of our Guild. Nancy Peters will map the quilt show layout. Candy Grisham will not help with judging because she has taken on the role of coordinating the setup. Darla asked each of us to keep the weekend of the quilt show free; 20-22 March must be blacked out on all members' calendars. She needs a publicity chairperson soon; this involves distribution of flyers and bookmarks, and getting listings on websites, etc. She needs a person in charge of special exhibits; eg. Exhibitors, in Memoriam, Honor Flights quilts, etc. She wants to exhibit the Travel Poster Challenge, Round Robin Challenge, Totem Pole Challenge, etc. She also needs a person to manage judging; get the judges, come up with categories, etc. She needs a Charity Raffle chairperson. There will be additional future jobs, so stay tuned. There are red folders for each of the chairpersons. Last, get your quilts ready for the show; your quilts will need sleeves if you intend to display them.

5. Raffle Quilt: Priscilla Kosednar announced that the A-Team's "Rose of Sharon" quilt is the raffle quilt for the quilt show. The quilt was started as a 'design your own block' using Rose of Sharon elements, and a controlled group of fabrics. The blocks were put all together, and the striped border was added. It is going to Paducah next month. The quilt has gained in value; it is presently worth \$14,500. It is a queen-sized quilt; 79" x 99". Each member is responsible for selling at least 24 tickets. Jane Unger added that she is coordinating the quilt shops where we will be selling tickets. First location will be 4-7 April at The Quilted Fox. She is using Sign-Up Genius (<https://bit.ly/2THitkY>) for people to sign up to work times at the various shops. After you sign up, you will get an email explaining more details about your duties. Prizes will be awarded for selling tickets. There are many chances to win prizes. You also get a ticket for each shift you work at the quilt shops. Cindy Pfotenhauer advised that the 24 tickets/member were distributed this evening and we should begin selling. Tickets can only be turned in at the meetings. More tickets can be obtained at the meetings through next February 2020.

6. Treasury: Sandy Rekowski announced that we have \$2785 of income, and that we have many expenses as the quilt show expenditures have begun.

7. Fall Retreat: Sue Meyer has a Fall Retreat scheduled for 30 Sept-3 October 2019. She's not sure about the cost yet as she is not sure how many people are coming. Right now she has 15 people signed up. Sue has also volunteered to do the Salad Supper and she needs volunteers for her "Summer Garden Party" themed Salad supper. She suggests that each of us wear a sundress and a hat. We will play left-right-center, so bring 3 fat quarters of bright florals. The Salad Supper will again be the July Meeting.

<<Break>>

MINUTES - cont'd

8. BOM: Cindy Pfothauer has sent out an email to each of the BOM participants. The monthly blocks will be on the website. There is a prize drawing for each participant who completes their block on time.

9. Membership: Kathy Chitwood and Nancy Stratte announced that we had 91 in attendance; we had 2 new members at this meeting. They awarded 2 attendance prizes this evening.

10. Additional Announcements:

a. Angie is having a fabric sale of 100s of yards of batiks, hand-dyes, fairy frost, oriental kits, rulers, books, and fat quarters for \$1 at 2 Spindler Drive on Saturday, 30 March 2019.

b. There is a quilt show on Saturday, 1 June 9A-5P at 1201 Fairgrounds, Jefferson City, MO. It is being offered by the Missouri River Quilt Guild and admission is \$5.

11. Show and Tell: Many lovely quilts were shown this evening. Thank you for the motivation.

Respectfully submitted,
Kathleen Strebeck
Bits 'N' Pieces Secretary

* * *

TABLE SIGN UPS FOR GARAGE SALE

We will have approximately 14 full tables or 28 half tables available. Anyone who wants to reserve a table should contact me at

John@MagicMomentsQuilting.com


There will be no charge to the members for a table but it will be first come, first served.



WORKSHOP IN MAY


Picture Piecing the Cynthia England Way with Callie Hargiss, Certified Cynthia England Instructor

"Picture Piecing" is a unique technique developed by Cynthia England to achieve detailed quilt imagery. This is not Paper Piecing or foundation piecing in the traditional sense. This technique is much more! While you do use paper and Straight seams, Picture Piecing has several differences, allowing quilters to achieve detailed imagery more efficiently, with less frustration and fabric waste. Best of all there is no paper to pick out, no curved or inset seams, patterns are reusable and you can CHEAT! As a certified teacher for Cynthia England Cynthia Hargiss can teach you this technique along with tips and tricks she has learned from Cynthia herself. Also, we can cover the basics of how you may create your own masterpiece from your favorite photograph.



Guild Program—May 28

Workshops—Wednesday, May 29 & Thursday, May 30— Maximum 15 students per workshop—Workshop fee is \$35. **(The Wednesday workshop is currently full and we are taking a wait list). Only a few spaces remain for Thursday.**



You must purchase one of the 2 kits offered for your workshop. Combined kit/pattern are \$40 each.

Workshops will be held at Jackman's Fabric in the small classroom.

9:30 to 4:00. Please bring your own lunch.

Payment for class and kit must be paid when you register. There will be no refunds after April 23, 2019.

Please note: At this time, the workshops are open only to Bits members. You must have paid your dues for 2019 in order to participate

COMMITTEE REPORTS

BOM: Cindy Pfothenauer

- Instructions will be provided on the Bits' Website. They will also be emailed to anyone who has requested to be on the email list.
- Blocks 1 & 2 are due at the April meeting. There will be a prize drawing held for each of the blocks.
- Please feel free to email me at (cindypfot@gmail.com) if you have any questions or if you want to be added to the email list. You are already on the list if you are receiving my emails.
- I am happy to give assistance with any construction questions you have in making the blocks. I want this to be easy for beginners as well as fun for those with experience. Just think: you'll have a completed quilt for our 2020 show!

COK and MORE: Penny Edinger, Phyllis Bednarek, Mary Ann Barr

- We delivered 87 quilts this month and received 26 finished quilts from kits and donations at the March meeting. Thanks to everyone that gives so generously of their time and talent in support of Cover Our Kids.
- Our next COK Sew Day will be in May. Watch for the date to be announced in the next newsletter and the blast email.
- COK sew days will be canceled if the Parkway or Rockwood school districts are closed due to weather.
- Please contact one of the following if you have questions.
 - Mary Ann Barr - (314) 607-4735
mabarr221@yahoo.com;
 - Phyllis Bednarek - (630) 319-4292
phyllisb4@gmail.com;
 - Penny Edinger - (636) 778-0536
jandpedinger@charter.net

LIBRARY: Kay Merz

- It looks like spring is finally arriving. What wonderful inspiration for our quilting projects. Hopefully you are working away on wonderful projects for our upcoming quilt show.
- If you are looking for that added special touch for your special project, you may be interested in the library's latest addition, the Craftsby DVD, "Embroidering Texture & Dimension by Hand with Sue Spargo". Sue shows you how to layer, stitch and embellish your way to textural works of art. You will discover edging stitches for vibrant, velvety texture and dive into decorative stitches and their intricate variations. Then, master dimensional wrapped stitches. Enhance your embroidery with wow-factor woven stitches and bring exquisite energy to your stitching with beautiful beading techniques. She covers all the finishing touches. A butterfly sampler pattern is included with the class or you can use the stitches to embellish your own creation. This Craftsby DVD contains all the information provided in the on-line class. This DVD is one of many DVD's and quilting books available to Guild members.
- *If you just want to relax and enjoy curling up with a good book, don't forget the many quilt related novels your library provides for your enjoyment. Be sure to take advantage of these great opportunities.*
- *Your Guild Library is located at the back of the meeting room in a cabinet in the side classroom. Stop by the table just outside this room to check out or return library items or if you need assistance in locating an item.*
- *Happy Quilting! May your quilting projects tell the story, express the joy, be made with love and be cherished when received.*

MEDIA RESOURCES

If you have any questions, comments, or suggestions regarding any of the listed media resources below, please contact the respective individual for assistance.

- Cindy Holten—Newsletter
- Darla Gibson—Facebook and Yahoo Group
- Marsha Bray—Website

COMMITTEE REPORTS—cont'd

MEMBERSHIP: Kathy Chitwood, Nancy Stratte

- There were 91 in attendance at the March meeting which includes 2 new members. Currently there are 174 members on the membership roster.
- *If you want to win a membership attendance prize at the meeting you must wear your name tag. We have stick-on name tags at the membership table or you can order an engraved badge. Engraved badges are \$10 and can be ordered in magnetic or pin backed styles. An order form is available at the membership table. **Remember magnetic badges should not be worn with a pacemaker!***
- *Guests are always welcome at the meeting for \$2.00 (\$5.00 when there is a national speaker). Encourage your friends to join us.*

RETREATS

Toddhall in Columbia, IL

- Our guild offers several retreats each year for our members. Attendees work on projects of their choosing. If a retreat is full you can ask to be put on a wait-list.
- For detailed information see our website under [Guild Activities, Retreats](#) or contact a coordinator. Come as a single or join another guild member. Either way you are sure to have fun and become acquainted with other guild members.
- Sign-up with the designated coordinator or visit the RETREAT table at our guild meetings. Costs vary by attendance, bedroom occupancy, and meals, and are calculated separately for each retreat. *These retreats are managed separately. Funds paid for a retreat are not transferrable to a subsequent retreat.*

Susan Calzone, Coordinator - January and June retreats

sesnowzone@charter.net

4 day / 3 night minimum

Approximate cost is \$160 to \$380

- June 12-15, 2019; add-on day June 11.

Plenty of openings, sign-up soon, final payment due by April 23.

Laurie Schrader, Coordinator – Weekend retreats

laurieaschrader@gmail.com

3 day / 2nights

Approximate cost is \$160 to \$220

- August 2,3,4 2019.

Currently full, taking wait-list sign-ups.

Sue Meyer, Coordinator – Autumn Retreat

suziequilt@hotmail.com

4 day / 3 nights

Approximate cost is \$250 to \$310

- September 30-Oct.3, 2019

A few more openings. Sign-up soon to ensure a place..

Fun Sew Day: Chris Williams

Dates: Sat., May 4; Sat., June 1; Sat., August 3

- Location: West County EMS & Fire Administrative Offices at 223 Henry Ave., Manchester MO 63011
- Time: 9:00 a.m. - 5:00 p.m.
- Sign up at Bits meetings or contact Chris Williams directly at cwwill@earthlink.net.
- For more information about the Fun Sew Days, look on the Bits website under Guild Activities.

SUNSHINE & SHADOW: Linda Waugh.

Please support the following guild members with your prayers and good wishes through greeting cards and emails:

- **Susan Calzone's** dear father-in-law died March 7. The family was very close to him and I know she will appreciate cards and emails of support.
- **Carol Lovelace's** dear father-in-law died March 9. Carol was close to her dear Alma and she too will appreciate thoughts and prayers, cards and emails from all of you.
- The **A-Team's, Rose of Sharon Quilt**, was accepted for exhibition at the Paducah quilt show this month in the category of mini-groups. Three cheers for the A-Team!

Let's continue to keep all of our members in our thoughts and prayers.

- *Please contact me if you have any information for Sunshine and Shadow at Lkampwaugh@charter.net or call me at 314-909-8559.*

TREASURER'S REPORT: Sandy Rekowski

- The Treasurer's Report can be found in the Members Only section of the website. Feel free to review and

COMMITTEE REPORTS—cont'd

contact me if you have questions. Email:

sandyrekowski@yahoo.com.

- Check Request and Reimbursement forms are available on the website. Please submit original receipts for your reimbursements. The guild's website has the "Income Submittal" and "Check Request" forms. Please use them for all money transactions and get the Committee Chairperson's initials on the Check Request form approving the budget item.
- In deference to Candy Grisham on her mother's death, no progress has been made regarding the tax-exempt status for the Guild. I hope to pick it up next month.

UFO: Francine Boillat

- UFO forms are due at the April 2019 meeting. These forms are found on the web page of Bits or available at the Guild meeting. If you have a form with the wrong year, just change the date to be for this year.

- The Un Finished Objects winners for this year will have some new categories eligible for prizes. This will give more people a chance to win. Only one prize per person will be given out.
- When you complete something that has been unfinished for a spell, bring it in for show and tell and sign it off at the UFO table to get credit for it. If you can't bring it for show and tell, bring me a picture on your phone or what ever. I will need to know the size, if you quilted it by hand or machine or had someone else quilt it, the date started and finished.
- Have fun getting it done and out of your closet.
- If you have questions, please see me at the UFO table or send me an email. Hope to hear from lots of members.

#

THE QUILTED FOX

2019 St. Louis Metro Shop Hop April 4-7, 2019

Thur & Fri 10am-6pm, Sat 10am-5pm,
Sun 12pm-4pm

Don't forget your passport! Pick it up at any participating shop.

Prizes Include: **A retreat to Todd Hall for you and friends or a Singer Featherweight** (It's your choice if you win!), Gift Certificates from each shop, sample blocks, gift bags, books, patterns, notions, fabrics and so much more!!

Paducah Bus Trips April 24-26, 2019

Paducah is a Mecca for quilters and quilt enthusiasts during the American Quilter's Society Annual Quilt Show & Contest.

The bus goes down in the morning and returns that evening. There will be a bus each day, Wednesday through Friday. Sign up now to hold your seat! It's only \$61 per person which covers the bus. Meals and show entrance are on your own. Call now to reserve your seat!

314-993-1181

Don't forget—we're open every Sunday from 12 – 4 pm

Visit us at: 10403 Clayton Road in La Chateau Village or call us at (314) 993-1181

Monday & Wednesday 10-5; Tuesday & Thursday 10-6:30;

Friday & Saturday 10-4:30; Sunday 12-4:00

Find our newsletter on our web page: www.quiltedfox.com

WORKSHOP IN AUGUST

Coming August 27 & 28 - Sign-ups will start soon!
Sandra Bruce - Art Quilter and Long Arm Quilter

Sandra's career in illustration and lettering carries into her skills as a quilter and quiltartist. She is an art quilter specializing in a technique she calls "Material Matrix". On Tuesday, August 27th she's teaching "The ABC's of Stitching Words" which will teach you how to create letterforms with your sewing machine. Using free-motion, she will show you how to connect letters and ideas on how to arrange them. This is great for signing your quilts, making labels, and adding that special greeting or sentiment into your quilts. There will be a variety of small projects offered in the workshop to practice writing with your machine.



At the meeting on Tuesday night, Sandra will give a talk called "It's All About Words", and explore a bit of history of how words have played a part in quilts, along with lots of ideas on how to incorporate words into your quilts and sewing projects. It's full of visuals and will inspire you to try it!



On Wednesday, Sandra will teach an all day workshop on her technique she calls Material Matrix. "Material Matrix", is inspired by the painter, Chuck Close. It involves using a gridded photograph and interpreting each 2-inch square into fabric, using piecing to achieve the effect. In the workshop, in addition to the technique, she teaches: what makes a good photo to use, color and value, curved-piecing, and how to grid your own photo. Everyone in the class works on the same project, picking from "Sew Ready", "Wake Up Cup" or "Junior Cardinal".

HONOR FLIGHT QUILTS ACCOMPANY VETS TO DC MEMORIALS

On Saturday March 2, the Greater St Louis Honor Flight held their first flight of 2019. Twenty two Korean veterans started their day meeting at terminal 2 at the airport at 4:30 am. As they registered they were given their Honor Flight lap quilt. I am privileged to personally give them their quilt. One photo depicts a veteran and his wife looking at his quilt. Their day in Washington DC includes visiting the memorials that were built to honor their service. Many have never seen these memorials. As you can see in the photos it was a very cold day in DC that day. Any many vets used their quilts to keep them warm. Can you recognize a quilt that you made? I know one person can. - Judy Humphrey




Dear Judy,

I want to thank your for the beautiful lap quilt I received when I arrived at terminal 2 on March 2nd for my "Honor Flight" It was pretty chilly in DC and the quilts were put to good use.

When we arrived at the tomb of the unknown soldier we had a 20 minute wait in the shade and another 20 minutes for the ceremony. One of our group had his quilt wrapped around him with only his eyes and nose showing. He never took it off the rest of the day. I am sure he would have froze without the quilt.

Please thank the two guilds that make these beautiful quilts. Their work is really a "Labor of Love".

Sincerely, Robert "Bob" Hirner



YOUR FANFARE OF QUILTS 2020

QUILT SHOW CHAIR: Darla Gibson

Our Fanfare of Quilts 2020 Quilt Show dates will be held on Saturday, March 21 and Sunday March 22, with set up on Friday, March 20. **PLEASE** get these dates on your calendars! And **PLEASE** keep them open for **volunteering** for the show. We will need hands of all shapes, sizes, and abilities that weekend!

For those of you that were not able to attend the meeting last night, I thought I'd share with you a little about the quilt show.

Bits 'n' Pieces Quilt Guild puts on a Quilt Show every two years and we currently hold it at Queeny Park. The purpose of the show is to educate the community about the art of quilting, and that quilting is still alive and well and in fact, has many forms now, traditional, modern and art, to name a few. It is also a chance to show that there are many skill levels—everything from first quilts to those that have been quilting their entire lives!

If you are new to the guild and haven't been part of our show in the past, **IT IS FABULOUS!** I have been to many shows and I modestly believe that for our size, our show stands out! It stands out because everyone in the guild contributes! I appreciate those of you that have already volunteered and thank you for making my job easier!

Each of you will have an opportunity to help in some way, big or small. In particular, each of you will need to think about one or two quilts to put in the show. But **START** thinking about this **NOW!** Why so far in advance? Well, that quilt that you are working on in your head, the UFO that is partially done, or the one that you are putting the finishing touches on, may be the one you want in the

show. It will need to be ready by the end of January 2020 in order to be in the show and we know that it takes time! So, start working!

Also, don't forget that we want **ALL levels** of quilts displayed in the show. The purpose is to show the community how great the art of quilting is. We all know that we don't start (typically) by making the Paducah Award Winning Quilt, but we do want to encourage everyone that they can quilt too. That means, we need to show them what a beginner quilt looks like as well as the aspirational kind! So, don't be afraid!

I do want to thank Jane Coons, Iris Moor, Lynn DeWitt, Margie Whitehead, Tamra Phelps, Laura Andrew, and Joyce Zepp for coming to see me to take on Judges, Bed Turning, Charity Raffle, Publicity and Special Exhibits. I had several others come and volunteer to assist with other teams and I am so thrilled that you are all so willing to help!

I also want to thank you for all the compliments and words of encouragement I have gotten so far. I am excited about the show and just know we, yes, "WE" can make it happen!

Following is a chart of the Quilt Show Committees and those that have volunteered. Where I have yellow highlighted spaces, is where I am going to need help. Many of these positions are not something that needs to be addressed immediately but if you see something of interest, please let me know and we can discuss.

Again, if you have any questions, ideas or talents you would like to make part of the show, please let me know!

Fanfare of Quilts 2020

YOUR FANFARE OF QUILTS 2020

FANFARE OF QUILTS 2020 QUILT SHOW COMMITTEE

Position	Person	Email	Phone
Chairman	Darla Gibson	digbson@cambridge-eng.com	636-448-8135
Treasurer	Sandy Rekowski	sandyrekowski@yahoo.com	314-435-1553
Announcer	Tracy Back	tjbquilts-543@yahoo.com	314-368-6880
Award Ribbons	NEEDED	-	-
Bed Turning 1	Irene Anderson	ireneanderson5794@gmail.com	314-600-5794
Bed Turning 2	Iris Moor	ifmoor58@gmail.com	314-799-4679
Charity Raffle	Margie Whitehead	hollismom57@aol.com	636-212-0381
COK and More	COK Committee	-	-
Concession Decs	Sandy Sagan	sjsagan@sbcglobal.net	636-795-1222
Database	Nancy Muskopf	khnmmam@att.net	314-488-7173
Demos	Linda Schwartz	LinSchwartz@aol.com	314-968-2340
Drop Offs	Darla Gibson, Nancy Peters	-	-
Indoor signs	NEEDED	-	-
Insurance	Nancy Sinise	nsinise@gmail.com	314-853-6868
Judges	Jane Coons	stlcoons@charter.net	314-496-5871
Layout	Nancy Peters	-	-
Membership table	Membership Committee	-	-
Outdoor signs, large	NEEDED	-	-
Outdoor signs, small	Debra Kramer	debraak1@charter.net	636-728-8501
Photographer	Richard (Mac) McKeever	-	-
Pipe and Drape	Darla Gibson	digbson@cambridge-eng.com	636-448-8135
Post-Show Quilt Distribution	Tracy Back, Marsha Bray	tjbquilts-543@yahoo.com	314-368-6880
Program	Cindy Holten	cmholten@sbcglobal.net	636-391-1884
Public Library Cases (Sachs)	Phyllis Nelson	pjnrace@att.net	816-305-4093
Publicity 1	Tamra Phelps	tjphelps837@att.net	636-386-5336
Publicity 2	Laura Andrew	Landrew97@att.net	314-909-8489
Queen Venue	Darla Gibson	digbson@cambridge-eng.com	636-448-8135
Quilt ID signs	Nancy Muskopf	khnmmam@att.net	314-488-7173
Raffle quilt	Priscilla Kosednar	pkosednar@sbcglobal.net	314-605-3551
Registrar	Darla Gibson, Nancy Peters	-	-
Sewing Machine Raffle	Susan Calzone	sesnowzone@charter.net	636-532-9150
Show set up	Candy Grisham	candyce54@gmail.com	314-540-0780
Sign permission	Nancy Sinise	nsinise@gmail.com	314-853-6868
Special Exhibits	Joyce Zepp	Joycezepp83@gmail.com	314-593-6283
1. Challenge Travel Poster	Louise Morris	lcmorris22@aol.com	314-9661-1249
2. Featured Quilter	NEEDED	-	-
3. A- Team	Debbie Ernst	dle521@hotmail.com	636-537-9030
4. Crazy Quilters	Debra Kramer	debraak1@charter.net	636-728-8501
5. In Memorium	NEEDED	-	-
6. Art Bits	Wendy Richards	whoob@aol.com	636-394-9250
Takedown	Darla Gibson, Tracy Back, Marsha Bray	digbson@cambridge-eng.com	636-448-8135
Vendors	Judy Vogt	javogt52@gmail.com	636-207-1730
Volunteers	Laurie Schraeder	Laurieaschrader@gmail.com	314-750-3360
Website	Marsha Bray	marshabray@yahoo.com	314-650-9739, 636-537-1643

YOUR FANFARE OF QUILTS 2020

QS Raffle Quilt Chair: Priscilla Kosednar

We are proud to announce the

ROSE OF SHARON

The 2020 Raffle Quilt for
Bits 'n' Pieces Fanfare of Quilt Show



The A Team has generously given us their prize winning quilt for the 2020 Quilt Raffle. Each hand appliqued 12-inch block is an original design inspired by Sharon Pederson's Rose of Sharon Block Book.

The members of the A-Team who created these blocks are from left to right:

Row 1 Diane Brown, Peggy Anderson, Mary Ann Stark

Row 2 Kay Merz, Phyllis Nelson

Row 3 Nancy O'Hara, Francine Boillat, Cindy Holten

Row 4 Jan Oehrle, Mary Ann Anderson

Row 5 Julie Benedum, Rose Diringer, Judy Hoffman

Row 6 Linda Waugh, Ginny Rainey

Row 7 Judy Vogt, Debbie Ernst and Linda Bergh

These and other A-Team members completed the quilt

top which was then custom machine quilted by Judy Vogt.



Notice that each unique block uses only three elements: scalloped blossom, leaf, and circle.

A-Team's Rose of Sharon was juried into the 2019 American Quilter's Society Quilt Show in Paducah, KY, and won a Bits 'n' Pieces Best Group Quilt award in 2018. Given its beauty and prestige you can proudly offer your friends and family a chance to win this quilt.

From Debbie Ernst, A-Team's Committee Chair:

Our very own Bits 'n' Pieces 2020 Raffle Quilt "A-Team Rose of Sharon 1" has been juried into the 2019 Quilt Show in Paducah in the Group Quilt category. The A-Team applique mini-group is honored to receive this recognition. If you're attending the Paducah show in April, be sure to look for our raffle quilt. Having our quilt honored in this way should also create opportunity for additional raffle ticket sales too.

I would like to thank all A-Team members for their participation in this group effort. Your design creativity and fine applique work has been recognized by AQS.

Selling Raffle Tickets

- Cindy Pfothner will be coordinating the distribution of tickets and the collection of money and ticket stubs.
- Distribution of the raffle tickets will be at guild meetings. There is an envelope for each member containing 24 tickets in 6-ticket packs, a picture and some

general directions. A detailed description of the quilt can be found on the website. We ask that you sign when you receive your tickets. If you wish to have additional tickets, just ask.

- After you sell your tickets, bring your money and ticket stubs back to a guild meeting and turn them in to Cindy or one of her helpers. We will initial that we received your money and ticket stubs and then give you your entries for the prize drawings. We will be collecting at each guild meeting through March of 2020. To insure that you receive credit for selling your tickets and that your stubs are added to the raffle drawing, please turn in your ticket stubs and money **only** at guild meetings.
- Judy Unger will be making arrangements to sell tickets at different venues. You can volunteer to sell ticket at these events by using the links for Signup Genius either from the website or an email about the event. Each shift will be from 2 - 3 hours and you will receive a follow-up email with more details about the shift after you volunteer.
- Our first event will be Shop Hop, April 4-7 at The Quilted Fox. We need your help scheduling more venues. If you are involved in any event that would allow us to show the quilt and sell tickets, please tell Jane or any other member of the committee so arrangements can be made.

Prizes

- Sue Meyer has great prizes for you to win for selling tickets. Every time you sell 6 tickets you will receive an entry into the prize drawings. Turn in your money and stubs and you will receive a blue entry tickets for the drawing. It is that simple. You will also receive an entry for every shift you work at an event where the quilt is on display for the purpose of selling tickets. These drawings will be held in May, August, November and next March. All entries will be eligible for each drawing, so your odds of winning in May will be much better than next March. Sell early and often!
- Additional prizes will be awarded to the person who sells the winning ticket and to the top two sellers. Please remember to write your name on the back of each of your ticket stubs in case we need help reaching the winner and so you can win the prize.

- Now it's time to **SELL! SELL! SELL!** Don't forget to use your social media sources to spread the news about the raffle.
- Your Quilt Raffle Committee: Linda Biederman, Priscilla Kosednar, Sue Meyer, LaDonna Patterson, Cindy Pfotenhauer, Sandy Rekowski, Lisa Smith, Gay Stewart, and Jane Unger. ♥

COMING SOON!

Updates on our Fanfare of Quilts 2020.

But in the meantime:

Finish those quilts!
Sell those tickets!
Finish those quilts!
**Volunteer to help with the
quilt show!**
Finish those quilts!
Have fun!