

Block #1

Fabric #1


- 6 squares 2 ½" X 2 ½"

Fabric #2 – cut 18 total 2 ½" x 2 ½" squares


- Print 1 - 3 squares
- Print 2 - 4 squares
- Print 3 - 3 squares
- Print 4 - 4 squares
- Print 5 - 4 squares

Fabric #3 – cut 12 total 2 ½" x 2 ½" squares



- Print 1 - 4 squares
- Print 2 - 4 squares
- Print 3 - 4 squares



Make 2 9-patch blocks using 6 aqua and 3 red squares following the diagram. Trim to 6 ½".



Make 2 9-patch blocks using 6 red and 3 cream squares following the diagram. Trim to 6 ½".



Sew the 4 9-patch squares together as shows. Trim the block to 12 ½" x 12 ½".

