




Fan Mail

Salem Methodist Church ♥ 14825 Manchester Road ♥ Ballwin, MO
www.bitsnpiecesguild.com


SEPTEMBER 2018

Guild Meeting September 25, 2018



2018 Guild Challenge “Want to Get Away”


**Presented by
Louise Morris**



***No passport, picture ID, or ticket required
for this trip of a delight time.***

Want to get away? Want to go to places near and far, places of bustling cityscapes, or quaint countryside villages? Want to tour otherworldly escapes or places of fantasy?

Then climb aboard and see some wonderful sites via the creative renditions of travel posters by the participants of this year's guild challenge.



The “Want to Get Away” train will roll out at 7:30 pm and take you through a world-wide ride of design and color and imagination. This is one trip you will not want to miss!

PRESIDENT'S MESSAGE

I always look forward to September and the changing of the seasons. We have finished with the busyness of summer and can settle back into the routine of autumn and the winter months. I find it much easier to accomplish projects this time of year. I'm working steadily on my wall hanging for the guild challenge and I can't wait to see what everyone has created when we reveal them at our September meeting!



A huge thank you to Patti Moreland and Mary Lou Knox for putting together the Salad Supper! I heard that it was a lot of fun.

We still need nominations for President and Treasurer. Please consider volunteering for these positions. Both are great ways to be more involved with the members of the guild. The guild is a great group of caring and sharing people. I am very proud to be able to say that I am your president.

The members of the A-Team (applique mini group) have graciously donated their award-winning quilt to be raffled at our next quilt show in 2020! Thank you so much! This is a great first step toward making our next show a huge success!

Enjoy the remaining warm days!

Best regards,
Peggy Anderson
President

MEETING MINUTES

AUGUST 28, 2018

Call to Order: Meeting was called to order at 7P by President Peggy Anderson.

Approval of Minutes: Minutes from the 24 June 2018 meeting were approved as written. There were no Minutes for the July Meeting as the only business was the Salad Supper.

Treasurer's Report: Treasurer, Cindy Pfotenbauer reported that The Treasurer's Report will be on the website. She is collecting checks and can also do reimbursements as needed.

Announcements:

- a. Newsletter deadline is Friday, 31 August 2018. All articles need to be sent in to Cindy Holten. If you have nothing to report, you also need to let Cindy know.
 - b. National Workshop: Marsha Bray announced that if you have ordered a kit for the Deborah Boschert Workshops in October, you may pay your \$20 for each kit tonight.
 - c. Nominating Committee: Chris Williams announced that nominations are presently open and she needs her slate of officers by the September Meeting. Voting will be in November; installation of officers in December.
 - d. Raffle quilt: Raffle quilt was on display at the meeting. Deborah Ernst introduced the raffle quilt. Sue Meyer advised that help is needed in selling tickets.
 - e. Fun Sew Day: Chris Williams announced that 6 October and 3 November 2018 are our next Fun Sew Days.
 - f. New Mini Group: Chris Williams announced a new Mini-Group called Beginner's Luck. They will meet once a month on 1st Tuesdays. It is a learning group to work on a new block each month. First meeting will be a Meet and Greet. You will make your own block and you get to keep it; not a block exchange.
 - g. Margaret Gaal gave an update on the quilts for the sexually abused Olympians. She recently drove up to Michigan to meet the lawyers. They have limited their clients to 180 people. Every person you have seen in the news has already received a quilt. Victims range in age from 11-40 years old. The recipients have been very appreciative of the quilts they have received.
- Program:** John Rutkowski introduced our speaker, Deborah Rubles from Lebanon, Missouri. She is author of Quilter's Cutting Guide. She came to teach us faster

MEETING MINUTES—cont'd

ways to cut to be able to quilt more. She explained the process of publishing her book. She showed several of her favorite quilts. Then she demonstrated some of her cutting techniques by projection. She advocated use of protective guards for your rotary cutting rulers; they are applied to the ruler and serve as a shield to place your fingers behind as a safety device to prevent slipping and possible cutting of one's fingers when doing rotary cutting. She showed her technique for squaring up your fabric. She then demonstrated how to use the sliding ruler method to cut numerous strips and squares using the charts from her book. This method will cut your cutting time in half. She donated one copy of her book to our Library.

A-Team: Deborah Ernst announced that the A-Team is starting back with their meetings in September. They meet in Deborah's home on 2nd Wednesdays. They try to learn new techniques, troubleshoot and socialize.

Cover Our Kids: Phyllis Bednarek advised that next CoK Sew Day is next Wednesday, 5 September 2015 here at the Church at 9:30a to 3:30p. She has some quilts that need to be washed and labels put on. She has one quilt that needs hand binding. She also has baggie blocks that Sue Meyer uses to assemble quilts. They have a roll of polyester batting that needs to be used or moved out of the basement.

<<Break>>

Retreat: Susan Calzone introduced Laurie Schrader who managed the August Retreat. Susan announced that the January Retreat is full. There may be more opportunities in the works. The rule is that you may only sign up for two retreats per year. If you have been on two Retreats, you can be on the waiting list for a third Retreat. 29 January through 2 February is the date for the 2019 January Retreat. Laurie announced that they are going to try to do 2 Weekend Retreats. One in February and one in August. Sue Meyer mentioned another new Retreat to be offered at the end of September 2019. Check the newsletter for details.

Block of the Month: Cindy Pfotenhauer discussed the Mystery Quilt-Block of the Month; by next month each participant will need to have their quilt top assembled to be included in the drawing. She detailed some of the technical details of the assembly of this quilt. Details will be on the website.

Challenge Quilt: Louise Morris gave a pop quiz on the

rules for the Travel Poster Challenge. Reveal of the posters will be on 25 September 2018. Great prizes are going to be awarded to the winners.

Membership: Kathy Chitwood and Nancy Stratte did the drawing for the door prizes; two prizes were awarded.

Show and Tell: Numerous quilters displayed their completed projects at this meeting. Nice work!

Adjournment: Meeting was adjourned by President Peggy Anderson at 9:35p.

Respectfully submitted,

Kay Strebeck,
Bits 'N' Pieces Secretary

#

NEW MINI GROUP! — BEGINNER'S LUCK

Chris Williams, Coordinator

This group will not be a block exchange but will be focused on learning basic piecing skills and other techniques and will be using the block designs from the 2017 Bits Block of the Month patterns. YOU DO NOT HAVE TO BE A BEGINNER TO JOIN.

The group will meet on the **first Tuesday of each month from 1:00 to 3:00ish p.m.** And will be limited to 12 members in order to make it practical to meet in each other's homes.

The first meeting will be on Tuesday, September 4, at my home: 180 Baxter Commons Drive, Manchester, MO 63011 and the October meeting will be on Tuesday, October 2, 2018

If you are interested in joining this group or if you know of someone who may be interested, please contact Chris Williams at:

Email: cwill@earthlink.net or Phone: 314-452-5912 (cell).

COMMITTEE REPORTS

BOM: Cindy Pfotenhauer

- Mystery Quilt: Diamonds are a Quilter's Best Friend
- Bring your completed Mystery Quilt top to the September Meeting to show off and you will be eligible for the prize drawings. Your quilt top does not need to have borders, but be sure you have used some type of starch or Best Press since those outside edges are all bias edges.
- Use the colored drawing for your block placements. The black & white photo included in the instructions has some blocks placed incorrectly.
- The instructions say to sew your borders on with the border on the bottom (near the feed dogs) and the quilt top (with its bias edges) on top. Traditionally, we sew with bias edges near the feed dogs. I sewed mine both ways and did not have a problem. Be sure you have sprayed those bias edges first for stability (Best Press or Starch).
- When adding your borders, be sure to measure across the center of your quilt rather than the edges. This will give you an accurate measurement and avoid those wavy edges. I pin the ends, the center, and two places in between (accurately) before adding a couple of other pins.
- Please email or call if you have any questions!! I look forward to seeing all of your Diamonds.

CHALLENGE: Louise Morris

- Remember...the 2018 Guild Challenge reveal is September 25!!
- Three entrants with the top number of votes will be awarded a travel-themed prize with a guaranteed value of \$40 or more!
- To all of you creative and last-minute quilters, there is still time to enter into the Challenge—after all you've got nearly a month!
- Although I got a head count at the August meeting of those participating, some of you may have been unable to attend the meeting or had to leave early, or may have just recently decided to enter a poster, so would you please let me know if you will be participating. I don't want to miss anyone and I want to be sure to make room for your poster on the display rack.
- AND...we also have some opportunities to share our Challenge Posters with the public in a traveling travel poster event for all who are interested. Can't wait to see you all in September.

COK and MORE: Penny Edinger, Phyllis Benarek, Mary Ann Barr

- It seems that even summer and the July luncheon meeting does not keep us from quilting. COK received a whopping 35 finished donated quilts at the August meeting and 8 finished quilts from kits. Thank you sooooo much to everyone who contributes to this effort. Also, 8 kits were taken out to be quilted and three bags of blocks to be pieced. We will be having another big delivery this month! Also, don't forget we can still use some small baby quilts (36x36) to deliver to St. Clair Hospital.
- We have two more sew dates scheduled for this year: **September 19 and October 30**. All are welcome to come and piece, quilt, cut, or however you can help. We meet at the church from 9:30 to about 3:30. You are welcome to come and go as you need. Remember to bring your machine and tools if you want to sew. Also, you can bring your lunch, there is a refrigerator or go out to get something. We have kits ready to quilt or piece and plenty of fabric to produce your own pattern. There is always lots to do and a great way to get to know other quilters. You can call or email one of us, or just show up to work. Hope to see you there!
- Please remember when turning in a quilt that it needs to be labeled and washed. Come to the COK table at a meeting to pick up a label if you need one. We also have "Washed" labels. We appreciate all the quilts and will try to work with you.
- Again, thank you very much for all your work. You are COK.
- Please contact one of the following if you have questions.
 - Mary Ann Barr - (314) 607-4735
mabarr221@yahoo.com;
 - Phyllis Bednarek - (630) 319-4292
phyllisb4@gmail.com;
 - Penny Edinger - (636) 778-0536
jandpedinger@charter.net

GUILD PROGRAMS: John Rutkowski

- **OCT 23:** Deborah Boschert's - Stitching, Symbols, Signature Style; Workshops: Oct 23 & 24. (See Web-site for details on Deborah's October workshops.)
- **NOV 27:** TBA
- **DEC ?:** Holiday Party

LIBRARY: Kay Merz

- If you were able to attend the August Quilt Guild meeting and hear Deborah Rubles' presentation on time saving techniques using simple rulers and her book "Quilters Cutting Guide", you were probably inspired by the simplicity and speed in which she cut so many strips, blocks, etc. Deborah, very generously, donated a copy of her book to our Guild Library. Feel free to be the first to check out her timesaving book.
- Your Guild Library is the perfect place to find all kinds of helpful books and DVD's to inspire your creativity. A new DVD has been purchased from Craftsby on "Quilting With Rulers" with Angela Walters. This DVD is identical to the Craftsby class on this same material. Angela shows you how to use machine quilting rulers to achieve consistent results, whether you're aiming for straight, curvy, round or allover designs. With Angela's expert guidance and approachable style, you'll gain free-motion confidence and have some fun along the way. Feel free to check out this DVD or one of the many others from your Guild Library. You will find numerous books and DVD's on numerous quilting and piecing techniques. If you are just wanting to relax and enjoy these last days of summer, your library also has quilting novels to enjoy. Be sure to take advantage of these great opportunities.
- Your Guild Library is located at the back of the meeting room in a cabinet in the side classroom. Stop by the table just outside this room to check out or return library items or if you need assistance in locating an item.
- Happy Quilting! May your quilting projects tell the story, express the joy, be made with love and be cherished when received.

MEDIA RESOURCES

If you have any questions, comments, or suggestions regarding any of the listed media resources below, please contact the respective individual for assistance.

- *Cindy Holten—Newsletter*
- *Darla Gibson—Facebook and Yahoo Group*
- *Marsha Bray—Website*

MEMBERSHIP: Kathy Chitwood, Nancy Stratte

- There were 98 in attendance at the August meeting. Included in that number was 1 guest and 4 new members. There are 210 members on the membership roster.

- *If you want to win a membership attendance prize at the meeting you must wear your name tag. We have stick-on name tags at the membership table or you can order an engraved badge. Engraved badges are \$10 and can be ordered in magnetic or pin backed styles. An order form is available at the membership table. **Remember magnetic badges should not be worn with a pacemaker!***
- *Guests are always welcome at the meeting for \$2.00 (\$5.00 when there is a national speaker). Encourage your friends to join us.*

NATL SPEAKER WORKSHOPS: Candace Grissam

- **OCT. 23:** Personal Symbols for Art Quilt Collages (1/2 day) and
- **OCT 24:** Creativi-Tree Art Quilts (full day) by Deb Boschert
- Workshops will be at St. Timothy's Episcopal church, 808 N Mason Rd. See the Guild's website for complete details.

RETREATS

Toddhall in Columbia, IL

Our guild offers several retreats each year for our members. ***Note: two additional retreats have been scheduled beginning in 2019.** Attendees work on projects of their choice at their pace. If a retreat is full you can choose to be put on a wait-list. For detailed information see our website under [Guild Activities, Retreats](#) or contact the appropriate coordinator. To sign-up for a retreat contact the coordinator or visit the RETREAT table at our guild meetings. Costs vary by attendance, bedroom occupancy, and meals, and are calculated separately for each retreat. *These retreats are managed separately. Funds paid for a retreat are not transferrable to a subsequent retreat.*

Susan Calzone, Coordinator - January and June retreats

sesnowzone@charter.net

4day/3night minimum

Approximate cost is \$160 to \$380

- January 30 – February 2, 2019; add-on day January 29; **full.**

- June 12-15, 2019; add-on day June 11.

COMMITTEE REPORTS—cont'd

Laurie Schrader, Coordinator – Weekend retreats

laurieaschrader@gmail.com

3day/2nights

Approximate cost is \$160 to \$220

* February 15-17, 2019.

- August 16-18, 2019.

Sue Meyer, Coordinator – Autumn retreat

suziequilt@hotmail.com

4day/3nights

Approximate cost is \$250 to \$310

* September 30-Oct.3, 2019

Fun Sew Day: Chris Williams

- Next Fun Sew Days are: Sat., Oct 6; and Sat., Nov 3
- What is a Fun Sew Day? It is a day of sewing among friends. Bring your own sewing equipment and your own project and sew among friends. We especially welcome new members to this day and “more seasoned” members are welcome as well. It is a great opportunity to meet other Bits n’ Pieces members on a small scale, make friends, get ideas and suggestions for solving any quilting/piecing questions you might have. AND IT IS FREE!
- This is a no frills day, which means:
- Tables at fire department - provided (2 per cafeteria table) You are welcome to bring a small portable table if you wish.
- Chairs at fire department - provided (or you are welcome to bring your own)
- Extension cord - bring your own - or if you have a 3-prong multi-outlet cord that you can share - great!
- Sewing supplies - bring your own - bring whatever project you want to work on and basic sewing supplies. I will provide a cutting mat. You need to bring your own rotary cutter, scissors and if you need a specific ruler, please bring it.
- Ironing board/iron - I will provide a small ironing mat and iron.
- If anyone would like to volunteer to bring cutting mat, tools, ironing board, iron to share with the group, please let me know.
- Lunch/snacks/drinks - bring your own. NOTE: I will have menus from local cafes/restaurants available. ALSO NOTE: THERE IS NO REFRIGERATION AT THE FIRE DEPARTMENT.
- Also, if you have something for show & tell, bring it

along as well. We love to see what everyone is doing.

- Contact Chris Williams: Ph: 314-452-5912 or Email: cwwill@earthlink.net
- Location: West County EMS & Fire Administrative Offices at 223 Henry Ave., Manchester MO 63011
- Time: 9:00 a.m. - 5:00 p.m.

SUNSHINE & SHADOW: Linda Waugh.

- **Tracy Back's** dear Dad passed away August 9. Tracy was with her Dad at this time sharing her love and comfort with him. She and her Dad were very close, and in fact they spoke every evening for the past two years. Tracy also made many trips to Lawrence, Kansas to be with him. She is most grateful for the flowers, cards and phone calls she has been receiving from her Guild friends. Most of all she is humbled and grateful for your friendship and support. Let's continue to keep Tracy in our thought and prayers and continue sending her a card or email. This is a difficult and emotional time for her.
- **Roxann Jasper's** Applique quilt which was shown at our 2018 Bits Guild quilt show Was accepted by the Houston International Quilt Festival this year—and that's in a couple of months. Roxann is doubly excited because she will have two quilts shown at this Quilt Festival in consecutive years—one in 2017 and now her Applique quilt in 2018! Kudos, Roxann, for your beautiful hand Applique and creativity. We are all happy for you and this wonderful accomplishment. Be sure to look for Roxann's Applique quilt if you are planning to go to Houston this year.
- *Please contact me if you have any information for Sunshine and Shadow at Lkampwaugh@charter.net or call me at 314-909-8559.*

TREASURER'S REPORT: Cindy Pfotenhauer

- We are looking for a new Treasurer for the next 2 years. If you are interested, please let Chris Williams know (see elsewhere in this Newsletter). I am happy to answer questions regarding what is involved.
- July & August reports are posted in the Members Only section of our website.
- For anyone collecting money for guild activities, please arrange to get the money/checks to me at your (and my) earliest convenience. If a member is unable to attend an event, we will cut a reimbursement check as

COMMITTEE REPORTS—cont'd

allowed by the event policies. I am available to meet up with you as needed.

- *The guild's website has the "Income Submittal" and "Check Request" forms. Please use those for all money transactions.*
- ***Be sure to get the Committee Chairperson's initials approving the budget item. If you are the Committee Chair, please initial for yourself as well.***
- *Should you have any questions about reimbursement/ income forms and/or procedures, please contact Cindy Pfotenhauer at cindyp-fot@gmail.com, or my cell 949-413-6473.*

#

Ozark Piecemakers Quilt Guild Quilting Show September 27-29, 2018

(Thursday & Friday 9-5; Saturday 9-4),
at the Ozark Empire Fairgrounds & Event Center E*Plex,
3001 N. Grant Ave., Springfield, MO 65803.

In 2016 we had more than **800** quilts on display, including special exhibits, challenge quilts, antique bed turning, and a silent auction. We also featured free lectures, door prizes, and a chance to win a gorgeous opportunity quilt! Shopping opportunities will again include more than 80 vendors and an extensive boutique of quality items made by guild members.

This year's special exhibit features the Van Gogh Cherrywood Challenge: Dutch Gallery, a beautiful display of 80 quilts inspired by the life and works of Vincent Van Gogh.

See the Bits website for Advanced Ticket sales shop locations and ticket prices. Advanced tickets will be available to purchase until the shops close on September 26, 2018. Call first for availability.

THE QUILTED FOX



Demo Night — Wednesday, September 26

Multiple demonstration stations!

Attendance Prizes!

7:00 — 8:30 pm

Demonstrations will be happening all over the shop! Stop in, register for the door prizes, learn some new tips, tricks and tools to

enhance your quilting skills. Meet up with friends and maybe win a prize!

Don't forget—we're open every Sunday from 12 – 4 pm

Visit us at: 10403 Clayton Road in La Chateau Village or call us at (314) 993-1181

Monday & Wednesday 10-5; Tuesday & Thursday 10-6:30;

Friday & Saturday 10-4:30; Sunday 12-4:00

Find our newsletter on our web page: www.quiltedfox.com