

## Guild Program for April 28, 2015



### **Modern Rainbow Trunk Show Presented by Rebecca Bryan**

Rebecca Bryan, author of Modern Rainbow: 14 Imaginative Quilts that Play with Color, is a quilt maker, author, pattern designer and blogger. Ever since her college days, Rebecca has enjoyed making quilts and using quilts as a medium to explore color and design.

In February, four of Rebecca's quilts were displayed at Quilt-Con, a modern quilting convention and quilt show. At the same convention, Rebecca gave a demo titled, "Modern Rainbow: Using the Full Spectrum of Color in Quilts." Rebecca shares her quilting journey at her blog: [www.bryanhousequilts.com](http://www.bryanhousequilts.com). Rebecca's work has been published in Love Patchwork & Quilting and in the upcoming Stash Books release The Modern Medallion Workbook: 11 Quilt Projects to Make, Mix and Match.

Come and see the quilts from the book Modern Rainbow: 14 Imaginative Quilts that Play with Color. The trunk show will include a brief discussion of how to use color in spectrum quilts. Rebecca will also discuss how she approaches making traditionally inspired quilts, modern quilts, and improvisational/liberated quilts.

Rebecca can take checks, cash, cards, and PayPal.



# PRESIDENT'S MESSAGE

Heartfelt thank you!

Our guild has many talented and nurturing members. As President of the guild, I want to thank Debbie Ernst and the A-team and other guild members who took the time to design and prepare a wonderful appliqué program for the guild. As I circled the venues, I heard a sharing of many tips and techniques, as well as comments about how much the members enjoyed the program. So ladies we thank you.

In addition, I think the guild stepped up to the plate with the Honor Flight quilts. Thank you to all who participated and to Judy Humphrey and her team. Her team not only organized the actual quilts but also is continuing to work with the Honor Flight group to ensure delivery of the quilts. Thank you for representing Bits n Pieces to the community.

Please remember our 2016 quilt show. Our Chair, Nancy Peters, is experienced in quilt show planning. However, this show doesn't just happen, it is the result of the volunteer time and effort of the guild members. We are blessed with many talented and resourceful members. So please pay attention to the group messages from Nancy Peters sent by way of the Yahoo Group and any newsletter requests.

Let's hope Madam Spring decides to arrive in a timely manner. Have a blessed spring with your friends and family.

**Best to all,  
Anne Perry, President**



Our quilts will be given to the vets before they board the March, April, October, and November flights. The flight schedules have been posted to the Yahoo Group.

- Judy Humphrey

## MEETING MINUTES

**24 March 2015**

President Anne Perry called the meeting to order at 7PM. She announced that Peggy Knight was moved to Gardenvue at Big Bend and Dougherty Ferry. Peggy is eager to have visitors in the afternoon. Also the Shop Hop is this weekend.

Minutes were accepted as corrected. The Treasurer's report was accepted.

Judy Humphrey reported on the Honor Flight Project. A wonderful front page article was written about Judy and our guild's participation in the Honor Flight Program. A parade of Honor Quilts was held with many members presenting their quilts.

Darla Gibson revealed the Fanfare of Quilts 2016 raffle quilt. The quilt was designed and made by the Crazy Quilters mini group. The quilt, **Blue Confetti**, a Paducah Log Cabin pattern, measures 99 x 99 and is made up of 3,860 pieces. Incentives will be offered to the member that sells the winning ticket and a \$50 and a \$25 gift card to the top sellers. And there will be more prizes awarded to members who sell tickets between now and the show.

Linda Waugh introduced Darla Gibson who presented the "Quilters Minute."

**A Taste of Appliqué** was presented by the members of the A-Team. Debbie Ernst gave an overview of the

program. Members then had the opportunity to visit demonstration tables where they learned about the many types of appliqué. If you were one of the members who worked on the needle turned heart appliqué, consider finishing it and bringing it to the next guild meeting. We can make several nice COK quilts from them.

The meeting continued with Laura Koury and Lisa Marsden giving the membership report. There were 100 members present at the meeting. The door prizes were donated by Jackman's Fabric.

Nancy Peters, Quilt Show Chair, encouraged all members to continue working on and finishing their quilts so they will be ready to hang at our Fanfare of Quilts show in March, 2016. Our charity auction will again benefit Honor Flight.

Darla Gibson announced the One Day Retreat to be held on April 11, at the fire station on Henry off Manchester. There are a few openings for the retreat; contact Darla to register.

Chris Williams, Cover Our Kids, announced that there will not be a Sew Day in April. There are a number of quilts that need to be quilted; please call Chris if you can help get these completed.

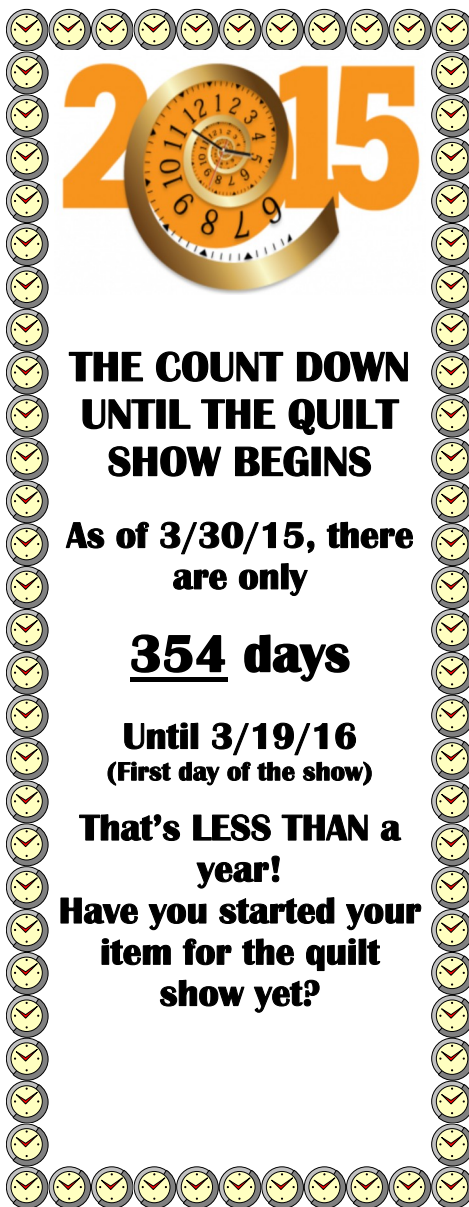
Debbie Ernst, 2015 Challenge, if you would like to participate you can still sign up. Do remember the images and text are protected by copyright,

they cannot be copied into your quilt.

Show and Tell was presented by members.

The meeting was adjourned at 8:50PM.

Respectfully submitted,  
Sandy Sagan, Secretary



**THE COUNT DOWN  
UNTIL THE QUILT  
SHOW BEGINS**

**As of 3/30/15, there  
are only**

**354 days**

**Until 3/19/16  
(First day of the show)**

**That's LESS THAN a  
year!**

**Have you started your  
item for the quilt  
show yet?**

## COMMITTEE REPORTS

### **COK and More: Chris Williams**

#### **Sew Day**

- The Saturday, March 21, COK sew day was small but productive. Three members were sewing and several were cutting. Again – a fun time.
- **NEW—CHANGE OF SEW DAY POLICY**
  - There will be a sign up sheet at the meeting preceding the sew day and I will also send out an email. If less than 5 people sign up for sewing 1 week before the sew day, I will cancel the sew day. I hope you all understand.
- With the AQS show in Paducah and other commitments, April has turned into a busy month so there will be no sew day in April.

#### **Baggy Blocks**

- Laurie Schrader created several kits from the friendship star baggy blocks that were turned in at the February meeting. Two of the kits were pieced at the sew day and are now available for quilting.
- Lisa Marsden will be picking up the returned Outdoor Fun baggy blocks distributed in February and will be assembling them into kits. If you forgot your baggy blocks this time, please mail them to Lisa so that she can complete the kits.
- Debbie Briscoe is the coordinator for the March Grecian Coin block. These blocks are due at the April 28 meeting.

#### **Coordinators for upcoming Baggy Blocks**

- April – The Company
- May – Jean Weber – has graciously taken over for Peggy Knight
- June – Judy Humphrey and Candy Grisham
- July – Bernadette Delannay
- If you and a friend or a group would like to serve as coordinator for a month, or assist others, please contact me. I'll be happy to explain the process and assist you with the project.

#### **Kits Return Schedule**

- As a reminder, the following is the schedule for kits signed out at the meetings or at sew days:
  - Kits that are taken to be pieced, are to be returned 2 months after the meeting.
  - Kits that are taken to be quilted, are to be returned 2 months after the meeting.
  - Kits that are taken to be pieced and quilted, are to be returned no later than 3 months after the meeting.
- If you find you are unable to meet these guidelines, please contact Chris Williams or return the quilt to COK so that we can keep the process moving.

### **2015 Guild Challenge: Roxanne Jasper and Debbie Ernst**

- **What's Your Number?** is the title of the 2015 challenge.
- You pick an even page number from one of 8 magazines and both sides of that page may be used for your challenge inspiration.
- First through third place winners will be voted on and announced at the September guild meeting. All entries will be displayed at the 2016 Fanfare of Quilts.

- Rules: 32" x 32" finished, hand or machine quilted, 4" sleeve and label on back, inspiration page with explanation returned with quilt, embellishments, any fabric medium and quilt style and method allowed. See flyer on website for details.
- The members of the Challenge Committee, Roxann Jasper, Mary Lou Melkowski, Debbie Ernst, and Terry Rhodes, would like to thank everyone for their participation in this year's challenge. We were very excited that at the first meeting, 60 people chose their number! The last meeting the magazines will be available will be in August. Please do not hesitate to contact any of the committee members with any questions.

### **Library: Kay Merz**

- Are you still looking for inspiration for the Guild Challenge? Don't forget the Guild Library, which is a valuable resource for quilting techniques including thread painting, landscape and art quilts, appliqué, fabric collage, fabric dyeing and other techniques you may have never tried. The "Challenge" might just be that opportunity to try something new and, well, challenging.
- The library is open before each guild meeting and during the break. If you need assistance in locating a book, you can find me at the library table. Our library is located in a metal cabinet in the side room at the back of the meeting room.
- A list of available books can be found on the guild website in the members only section under "Our Guild Library". You are encouraged to take advantage of this valuable resource.

### **Membership: Lisa Marsden and Laura Khoury**

- We had 100 people in attendance at the March meeting.
- To date, we have 155 members that have paid their 2015 Membership dues.
- We have 3 new members. Please welcome Suzanne Miller, Lynn Pias, and Karen Shafer!!
- We would like to give a HUGE THANK YOU to Amy Jackman-Green for a Jackman's gift certificate for our attendance prizes!!
- Our attendance prizes were won by Tracy Back and Sherry Bu-mann. Congratulations and we hope you enjoy them!
- The annual dues this year is \$25. Guests are always welcome at the meeting for \$2.00 (\$5.00 when there is a national speaker). Encourage your friends to join us!
- Remember to wear your badge. We have stick-on name tags at the membership table or you can order the engraved badges. These are \$10 and can be ordered in magnetic or pin backed styles. Remember the magnetic badges should not be worn with a pace-maker!

### **Media Resources: Cindy Holten/Darla Gibson/Marsha Bray**

Our guild uses many forms of social media in order to provide you with the most updated information about our guild.

- Cindy Holten—Newsletter editor
- Darla Gibson—Facebook and Yahoo Group
- Marsha Bray—Website

If you have any questions, comments, or suggestions regarding any of these media resources, please contact the respective individual for assistance.





## COMMITTEE REPORTS—cont'd

### Mini Groups: The Company

- The Company Mini Group will be meeting on the third Thursday, April 16, to go to the Missouri Botanical Garden. The Botanical Garden starts to show its colors in April—a good way to get color inspiration for our quilting projects
- We will meet at the lower level Dillard's parking lot at Chesterfield Mall at 9:15 a.m. and will caravan or car pool from there.
- Interested members are welcome to come! Contact Chris Williams if you wish to join us for the day.

### Programs for 2015 Guild Meetings: Linda Waugh

- **APR 28** Quilter's Minute: Mary Miller  
Program: Becca Bryan will present her new book and a trunk show.
- **MAY 26** Program: Garage Sale. Presented by Linda Waugh, Jean Goldsberry & Mary Miller. See Details.
- **JUN 23** Program: Salad Supper presented by Debbie Miles and Jan Oehrle. Special Mystery Program by Judy Humphrey
- **JUL 21** **NOTE DATE CHANGED TO THIRD Tuesday.**  
Quilter's Minute: Mona Howard  
Program: Creative Quilt Documentation-Telling Your Quilt's Story" by Mindy Smith.
- **AUG 25** Quilter's Minute: TBD  
Program: TBD
- **SEP 22** Quilter's Minute: TBD  
Program: "What's Your Number" Guild Challenge Reveal by Debbie Ernst.
- **OCT 27** Quilter's Minute: TBD  
Program: TBD
- **NOV 24** Quilter's Minute: TBD  
Program: COK & More
- **DEC 8** Program: Holiday Party

### Quilt Show 2016: 10th Fanfare of Quilts

#### Quilt Show Chair: Nancy Peters

- Plans are rolling along for our 10<sup>th</sup> Fanfare of Quilts. We still need several additional chairpersons: Demos, Judges, and Special Exhibits are the big ones. Although these committees need chairs, their work does not need to be started until the fall – after your summer vacation! Please consider if this would fit into your schedule. The Committee meets before every regular Guild Meeting.
- For now, I want all members to be our "scouts" (Cardinal Opening Day approaching! Yeah!). When you go to other quilt shows, shops, etc., "scout" them out for ideas and share with us. Perhaps there is something that we can adapt for Fanfare or our Guild meetings.

#### Raffle Quilt: Darla Gibson

- We had 2,472 tickets picked up – that's about \$2,000 worth of potential revenue!!! We had 216 tickets turned in for \$180 worth of revenue so far! Not bad for Reveal night!
- Great job to everyone that helped last night and on the quilt in general. I appreciate everyone's participation. I look for-

ward to hearing about the reception we get this weekend at Quilted Fox for "Blue Confetti's" debut sales days!

### Retreats at Toddhall (Columbia, IL): Susan Calzone

- Annually our guild hosts two overnight retreats at Toddhall Retreat and Conference Center in nearby Columbia, Illinois. These retreats give our members an opportunity to escape their daily responsibilities and focus on doing what they love: quilting. Bring whatever and as many projects as you like, sew at your own pace, ask for opinions and advice, learn new tricks and techniques from others, and just have fun!
- Detailed information can be found on our website at [bitsnpiecesguild.com](http://bitsnpiecesguild.com) or our yahoo groups site at [bitsquirts@yahoogroups.com](mailto:bitsquirts@yahoogroups.com). If you have questions feel free to contact me at [sesnowzone@charter.net](mailto:sesnowzone@charter.net)
- Future Retreat Dates
  - June 3-7, 2015—Fully booked
  - January 20-24, 2016
  - June 8-12, 2016

### Day Retreats: Darla Gibson

- **APR 11 - One Day Retreat** Pack up those projects and sewing supplies and sign up for another fun one-day retreat. Save this upcoming Saturday to finish up those UFOs, start new ones, or even work on Christmas items...anything you'd like.
- We will meet at the West County Fire Station from 9 am to 9 pm. The room can hold about 16-20 people...but we already have 13 on the list now!
- So hurry and see Darla at the next meeting to sign up. A small fee of \$10, which includes lunch, will reserve your spot.
- This is a great opportunity to get to know some of your fellow guild members and to spend the day working on your own projects. We'd love to have you there!

### Sunshine & Shadow: Cindy Holten

- **Peggy Knight** - has been moved to the Garden View Care Center and has been given much support by friends and family.
- **Dot Branson** - lost her brother, Charlie, to cancer.
- **Joan Dieckmann** - is battling cancer.
- **Ginger Carter** - suffered a small stroke.
- **Bernadette Delannay** - welcomed her grand-daughter, Charlotte to the world.
- **Laurie Schrader** - will be a first-time Grandma in November.

### Treasurer's Report: Jean Weber

- The Reimbursement/Income Submission form is used to document all money requests and helps to clarify transactions. The Treasurer, Jean Weber, will also have hard copies of the form at the monthly meetings.
- **Methods of Reimbursement/Income Submission:**
  - When submitting to the Treasurer in person:
    - Please complete a Reimbursement/Income form and attach your receipt.
  - When submitting to the Treasurer by email:



- Please include reason for payment, the total amount requested, and a scanned/attached file copy of the invoice and/or receipts. The reimbursement form is not needed for an emailed request.
- The Treasurer's Report is posted to the Yahoo Group each month and may be found on our website in the "Members Only" tab.
- The Reimbursement/Income form can also be found on our website in the "Members Only" tab.

### Workshops By Members:

- **MAY 27—Wool Needlecase Workshop:**  
**Judy Humphrey & Candy Grisham**  
 Salem Methodist Church - 10 am to 3 pm  
 Workshop \$10 / Kit Fee \$10  
 (Make checks payable to Judy Humphrey)
  - You will learn to stitch wool to wool and add a variety of stitches and embellishments to create a one-of-a-kind needle case for yourself.
  - The kit will contain wool, embellishment threads, needles and directions. You will only need scissors, neutral thread and regular needle.
  - Spaces are limited. Please contact Judy at [jhumphreyr@gmail.com](mailto:jhumphreyr@gmail.com) or Candy and [candyc54@gmail.com](mailto:candyc54@gmail.com) to reserve your spot!

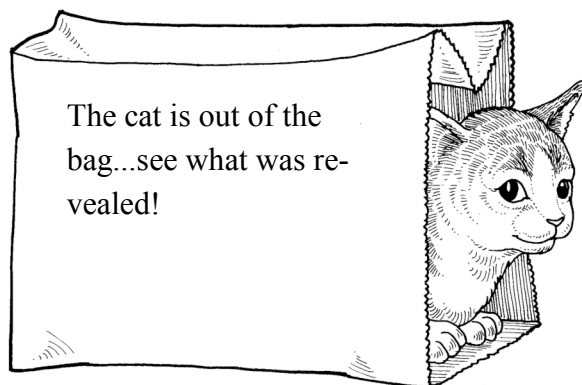
### Workshops by National Speakers: Wendy Richards

- No Updates at this time.

### UFOs: Bernice Dodge and Peggy Anderson

- Thanks to everyone who turned in their UFO list last month.
- In February someone turned in a list without a name. The first project listed is "Nature Walk" and the last project is "Holiday Tree Skirt" (Deb Karasik pattern). There were several on the list that were workshop projects. If you are the person that this belongs to please contact me. My email is [Bernice.dodge@att.net](mailto:Bernice.dodge@att.net) or call 314-795-2794. Thanks!

❖❖❖



### **YOUR QUILT**


*This quilt is made of cloth and thread  
 To place upon your little bed.  
 It's not an heirloom just to keep  
 But to snuggle when you sleep.  
 This quilt can be whatever you dream  
 From Superman's Cape to the  
 Robe of a Queen.  
 Or perhaps the floor's the perfect  
 place  
 For Doll's and Teddy's picnic space.  
 Or maybe a raft adrift at sea,  
 Or just to cuddle when you watch TV.  
 So use it up and wear it out,  
 That it was loved, leave no doubt.  
 And when its days are all but through,  
 I'll make another...Just For You!*

*Author Unknown*



# The Big Reveal!

## “Blue Confetti”



The Crazy Quilters Mini Group revealed the 2016 Raffle Quilt. The design is based on the pattern “Paducah Log Cabin” from the book *Extraordinary Log Cabin Quilts* by Judy Martin.

The “Blue Confetti” name was chosen because of the blue in the quilt color and the massive amount of “confetti” produced when all the paper was removed.

The quilt is comprised of 55 unique fabrics and totaling 3,860 pieces. All of the blocks were meticulously paper pieced. The quilt measures 99" x 99", a generous queen size, and was appraised at \$9,500 by Hallye Bone, Certified Appraiser.

The Crazy Quilters Mini Group planned and coordinated all aspects of the 2016 Raffle Quilt. The following is the list of individuals who helped in the completion of “Blue Confetti.”

### Crazy Quilter Members:

Bernadette Delannay, Darla Gibson,  
Linda Henning, Cindy Holten, Peggy Knight,  
Debra Kramer, Lisa Marsden, Nancy Naumann,  
Ginny Rainey,  
Wendy Richards, Sara Stevens,  
Donna Tharp, Christine Wiley,  
Chris Williams, Merrily Woodford, and Kathy  
Young.

The quilting was done by Candy Grisham, the binding by Judy Humphrey, and Shirley Handlang created the label.





# Guild Garage Sale – May 26, 2015

## **IMPORTANT INFORMATION FOR GUILD MEMBERS**

**Garage Sale Contacts: Mary Miller and Jean Goldsberry**

Because the Fire Code at the Church has a limit of 150 people in the room where we have our guild meeting, we are keeping the “buyers” to our own members plus a friend, and we will not be advertising to other guilds. The parking lot also has limited spaces.

Anne will start the May Guild meeting at 7 pm.

The Garage Sale will be from 7:30 to 8:30 pm.

Show and Tell will begin about 8:15 pm. (If members are still making purchases, they can quietly finalize their sales during Show and Tell.)

### **Members Who Have Reserved Tables - Set up time for tables is between 5:30 and 6:45 pm**

- Tables are 8 ft long by 30 inches wide.
- Your name will be on your reserved table.
- Be on time to set up your table and to take down your table at the end of the sale.
- Set your own prices.
- Acceptance of members' checks is up to the “seller”.
- Bring your own cash box supplied with ample small bills and change.
- You are responsible for your own table and items. If you need to leave it, have a friend take **your** place.
- Whatever is not sold must be packed up and taken home with you.

### **Guild Members Who Will Make Purchases**

Please bring cash and small bills to pay for your purchases. It is up to the “seller” to accept checks.

### **The following members have reserved tables at the garage sale**

- Velinda Dewitt
- Louise Morris, Debbie Miles, Jan Oehrle
- Candy Grisham, Judy Humphrey
- Sandy Sagan, DJ White
- Barbara Gambrel
- Mary Lou Melkowski
- Wendy Richards
- Ruth Ann Nilson
- Crazy Quilters
- Sherry Mueller and Kathy Cavaness
- Shirley Handlang
- Mary Miller, Anne Perry, Sandy Wooten/Halley Bone
- Judy Vogt
- Tracy Back





# THE QUILTED FOX

## Travel with The Quilted Fox to the AQS Quilt Show



Paducah is a must for quilters and quilt enthusiasts during the AQS Annual Quilt Show & Contest. The bus goes down in the morning and returns that evening. There will be a bus each day of the show. Sign up now to hold your seat! It's only \$52 per person for your transportation. (Meals and show entrance are on your own.)

Those riding the bus will receive a one time shopping spree the week after the bus trip at The Quilted Fox with 20% off your purchases – even Elna sewing machines and Koala cabinets!

Join us on Saturday, May 2, from 12:30 to 3:30 for a book signing for the newly published *Art Quilts of the Midwest* by Linzee Kull McCray.

**Don't forget – we're open every Sunday from 12 – 4 pm**

Visit us at: 10403 Clayton Road in La Chateau Village or call us at (314) 993-1181

Monday & Wednesday 10-5; Tuesday & Thursday 10-6:30;

Friday & Saturday 10-4:30; Sunday 12-4:00

Find our newsletter on our web page: [www.quiltedfox.com](http://www.quiltedfox.com)

### **Salad Supper—June 23**

Spring is here and our June Salad Supper is just around the corner! It's not too soon to start planning that delectable dish you intend to bring. The Salad Supper committee will provide bread and drinks so all you need to bring is a



**Salad** if your name starts with the letter **A** through **Q** or a  
**Dessert** if your name starts with the letter **R** through **Z**.

So, now that we have the food and drink issues settled, here is the fun part. Among other events that we have planned for that evening, we are doing an abbreviated version of a **White Elephant** exchange. For that, we need each of you to bring a **White Elephant Item**. It doesn't have to be quilting or craft related – it just needs to be something you want to get rid of – the funnier, the crazier, the more ridiculous, the more whimsical the better. Bottom line: It can be anything you don't want any more that might bring a smile to someone else. And, to make it even more fun, please wrap the item so it is disguised and **totally irresistible** to your fellow guild members—at least before it is unwrapped! Imagine how much fun it will be watching your friends scramble for the item you brought to the party.



There will be more news about the salad supper in future newsletters and at the meetings. **In the meantime, be sure to calendar June 23 as a meeting you don't want to miss!**

Jan Oehrle & Debbie Miles

## BITS AND PIECES



# April

*Judie Benedum*

*Roberta Day*

*Cyndi McIntire*

*Sherry Mueller*

*Laurie Schrader*

*Linda Schultheis*

*Darlene Sforza*

*Barbara Wietecter*

## QUILT EVENTS

**April 10 and 11:** Prairie Pine Guild Quilt Show , “Quilting with the Stars” at Audrain 4-H Center, Mexico, MO, (Route D off Highway 54 South) , Handicapped Accessible-Plenty of Parking; Friday 9 a.m. - 6 p.m. Saturday 9 a.m.-3 p.m. Over 100 quilts & items on display Vendors, Demonstrations, Bed Turnings, Opportunity Quilt Charity Auction, Quilt Appraisals—Hallye Bone AQS-certified, Food Available Profits go to Busy Beavers 4-H Club, Show admission \$5, Promotional Funding by Mexico Tourism Tax. For additional info contact (573) 581-7322 or [www.facebook.com/Prairie-Pine-Quilt-Guild](http://www.facebook.com/Prairie-Pine-Quilt-Guild).

## QUILTER'S QUEST QUORNER

### Question: How do you achieve that perfect scant 1/4" seam?

Use a piece of 1/4" gridded paper to determine where the scant 1/4" is on your machine. (Scant 1/4" is what you want since pressing the seam to the side will take up the remaining smidgen of 1/4".)

Place the paper under the presser foot and bring the needle down so it is to the right but touching the line on the paper. (left side) The line to the right of the needle is where the edge of the fabric should be. On the more modern sewing machine, the needle can usually be moved over so the edge of the presser foot is the guide for the edge of the fabric. A stack of post-it notes held in place with painter's tape can be lined up with the presser foot as a "fence" or guide. On an older machine with a stationary needle, the fence would be in front of the pressure foot. If you are using a 1/4" presser foot, check it for accuracy. Sometimes the foot is a full 1/4" making the seam too big. If the foot doesn't totally cover the feed dogs, it's easy to have skewed seams. If this is happening use your regular foot and move the needle over. - Barb Warner

To make the perfect 1/4 seam, I have a Bernina and a 1/4 foot the makes this quite easy. For the scant 1/4 seam, I move my needle over to the desired seam. Before I had this, I had that blue tape taped to my table up to the foot for the 1/4 seam and again moved the foot over for the scant. Hope this might help somebody. Also from what I have been reading in some of the magazines, Nancy's Notions, etc., 1/4" feet seem to be available for most machines now. - Carol Wynn

I just borrow from Captain Jean-Luc Picard and command my machine, "Make it so [sew]." Maybe that is why I have yet to achieve perfection. - Debbie Miles

I rely on my quarter inch foot almost exclusively. I find that being consistent makes for good quilting. If all my seams are the same size, the pieces will line up and the rows will match. The problem arises when I work with blocks that others have made and their 1/4 " is different than mine.

A scant quarter inch means I just use my quarter inch foot one thread away from the edge.

I have to add, that in a perfect world, every seam would measure exactly what it should. In my little world, I adjust for any discrepancies and just keep plugging along.—Fran Collins

For many years, I used the standard 37 foot on my Bernina. Recently, however, Bernina came out with a new foot, no. 97 which is wider, works better with the feed dogs and has a guide which attaches next to the foot to guide the fabric through and maintain a true ¼ inch seam. I love the foot and find that my seams are much more consistent. I did not perceive that I had a problem with my seams in the past but I just think this new foot is much better. - Jan Oehrle

I have recently been using the Angler 2 on a Pam Bono quilt. I have been a quilter for longer than I care to share and I thought my 1/4 inch seams were pretty accurate but the Angler is the thing I go to now because it makes everything easy and precise including corner to corner seams without having to mark anything. - Sandy Arft

**Next month's question: What tools and techniques do you use to mark your quilts?**