



# Fan Mail

Salem Methodist Church ♥ 14825 Manchester Road ♥ Ballwin, MO  
[www.bitsnpiecesguild.com](http://www.bitsnpiecesguild.com)

JANUARY 2015

## Guild Program for January 27, 2015

### "We've Come a Long Way, Baby!"

**We've each been on our own quilt journey...from newbies on their "maiden" voyages to master quilters with 30 years or more of experience.**

**Tonight's program will be a fun challenge for newbie and master alike as we try to match ten member quilters to her/his first-to-recent quilt.**

**These ten brave quilters will prove that they indeed have come a long way, baby!**



## **2014 PRESIDENT'S MESSAGE**

**What a wonderful year it has been. The Quilt Show was a huge success. I had chairmen who conducted their committees with excellence. Several members stepped up to chair committees that had not been filled. Cooperation was great.**

**One group of people I did not thank at the last meeting was everyone who stepped up to help with the Show and Tell each meeting. It made that portion of the program run smoothly. Also asking and having members put back the tables and chairs after the meeting made this one large task easier with the help of many.**

**My thanks to the guild for my gift certificate to Sue Spargo. My love for working with wool will be able to expand. I certainly was surprised! My succulents have found a place of honor on my kitchen counter island, where I can admire them as I go by each time.**

**In December we installed our new officers for 2015-2016 term.**

**Judy Humphrey, President**

# 2015 PRESIDENT'S MESSAGE

**New beginnings . . .**

**It is with pleasure that I write this first President's Message. I'm an avid quilter and have always volunteered in the guild and other professional, community, and civic organizations. As I reflect on my volunteer activities I realize that I've gained lasting friendships and continue to learn from everyone I meet.**

**Bits 'n' Pieces represents a community of quilters who are makers, nurturers, teachers, and volunteers. By and large, we are a volunteer organization. In a volunteer organization, it is important that we nurture and sustain our volunteer base. So, I ask that between now and the January meeting, that you think about how you want to volunteer and become a rising star for the guild. The best thing about volunteering is you will always do everything right and your work is appreciated.**

**Two of the guild's big projects are Cover our Kids (COK) and the Quilt Show. These are chaired by two shining stars: Chris Williams (COK) and Nancy Peters (Quilt Show). Chris and Nancy are seasoned volunteers and excellent mentors. However, both groups need more volunteers. As mentioned at the November meeting, Chris needs a volunteer(s) for Baggie Blocks and Nancy will need volunteers for various quilt show committees, so think about joining their teams. If you are new to Bits or to volunteering, think about co-chairing with an experienced volunteer.**

**I will be posting some more volunteer opportunities through the yahoo group as I hear from committee chairs.**

**As always thank you for all you do for the guild and the community.**

**Please feel free to contact me at the following email:  
anne\_perry@sbcglobal.net.**

**Best wishes for a healthy, safe, and happy 2015.**

**Anne Perry, President**

## MEETING MINUTES

### 25 November 2014

President Judy Humphrey called the meeting to order at 7PM.

We began our meeting with Show and Tell. Each quilt was beautiful, reflecting the heart of its maker.

Quilter's Minute was given by Cindy Neville. Exciting news: Cindy's group quilt was awarded 1<sup>st</sup> place in the Group category at International Quilt Festival. The group quilt and Cindy's miniature have been accepted into the Road to California show. Cindy, congratulations on Houston and good luck in California.

Mona Howard reported on Christmas Blocks.

Judy made announcements about the Christmas party.

Laura Khoury gave the membership report. We had 78 members and one visitor present at the meeting. Drawings for attendance were made.

Darla Gibson announced the Raffle Quilt top has been completed.

Chris Williams announced that more than 180 quilts have been made for Cover Our Kids program to date.

Chris recognized Southern Stitchers for their generous gifts of COK quilts. Scraps members were recognized for their wonderful donation of 28 COK quilts and 1 to the church where their group meets. Debbie Brisco was recognized for her completion of 30 quilts. Susan Calzone was recognized for her continued support and donations of quilts. Judy Humphrey, Bernice Dodge, Darla Gibson, Tracy Back and Marsha Bray were all recognized for their exceptional donations of time, talent and stash.

Many members received a quilted heart

and a piece of COK fabric from Chris. Members were asked to make a 9-patch block with that fabric and return it in January.

Darlene Sforza announced that our members have donated 27 quilts to Quilts of Valor.

Judy announced the 2015 slate of officers: President Anne Perry, Vice President Linda Waugh, Secretary Sandy Sagan, and Treasurer Jean Weber. Tracy Back moved to accept the slate and the motion was seconded. The vote was called and the slate was accepted.

Anne Perry, President-elect, addressed the members sharing her vision of volunteerism, new beginnings and giving back as our guild focus.

Linda Waugh presented Judy with a gift of appreciation for her term as President. Judy received a Sue Spargo gift certificate and a wonderful planter of cactus and succulents. The planter was designed and planted by our Linda Waugh, Master Gardener at Missouri Botanical Gardens.

Judy presented gifts to her officers and Chairs for their work with the guild.

A short break followed.

Linda Waugh thanked her program committee members Mary Miller and Jean Goldsberry for their help in creating our programs.

Linda introduced Tracy and Marsha who presented the Cover Our Kids quilt challenge program. All members who answered the challenge formed a circle around the room holding up their quilts. Fifty five quilts were completed and ready for their new homes. A drawing was held with many prizes for those who participated.

Our Christmas party will be held on December 9<sup>th</sup>. We are all looking forward to fun and the time to visit with each other, not to mention the tasty goodies.

Merry Christmas and Happy New Year.

Respectfully submitted,  
Sandy Sagan, Secretary

### **OUR HOLIDAY PARTY** **9 December 2014**

**O**ur Christmas party is always an anticipated event and this year's, our 30th Anniversary year, was no exception. Thanks to all who brought cookies, canned goods and Holiday memories and attire.

A very special thank you to all of our exceptional volunteers who made the evening not only possible, but seamless as well: DJ White, Nancy Peters, Linda Waugh, Sandy Sagan, Elizabeth Stewart, David Burney, our own special Santa, Susan Calzone, who single-handedly ran the cookie table and Carol Valenta whose inspiration and bags of goodies provided the entertainment as well as the table decorations!

Have a wonderful Holiday and we will see you in January.

Louise Morris  
and  
Peggy Anderson

## COMMITTEE REPORTS

### AQS: Marian Collins

- No updates at this time.

### COK and More: Chris Williams

- The COK Challenge yielded 58 beautiful quilts in November. Final 2014 quilt donations in November and December have brought the final count to 310 quilts! This number now includes the COK and Challenge quilts. My heartfelt thanks to everyone who contributed to the COK program with your generous donation of time, talent, and materials to achieve such success with this program.
- A special thanks to Cindy Holten for helping me photograph each of the quilts, measure, examine and sort for sizes and appropriate recipient (baby, teen, senior). Cindy and I then bagged the quilts for distribution to the recipients.
- The December deliveries were made to the following programs: Crisis Nursery North (22); Crisis Nursery Center Centene (22); Crisis Nursery St. Charles (22); Youth in Need St. Charles (32); Epworth Home (30); Jefferson Lost & Forgotten (22); St. Louis Transitional Hope House (34). All of these agencies are most grateful for the donations and so very impressed with the beautiful, colorful quilts that they received.
- **New COK Position: Baggy Block Coordinator**
  - The COK program for 2015 is making some changes. Baggy blocks are now going to be removed as a primary responsibility of the COK Chairman. Instead each month for six months there will be a different Baggy Block Coordinator (either one person or a group) to manage the baggy blocks for that month. Baggy blocks will be available 6 or 7 months per year.
  - As chairwoman, I will assist the Baggy Block Coordinator in selecting the block pattern and fabric from the COK stash. The monthly Baggy Block Coordinator will be responsible for cutting, preparing the bags with the instructions, and when the pieced blocks are returned, assembling the blocks into complete kits. Again, I will assist, but the primary responsibility will fall to the monthly Baggy Block Coordinator.
  - At the November meeting I distributed fat eighths of fabric along with instructions for a 9-patch block, asking that you add a complimentary color to the fabric in the packet and requested that the blocks be turned in at the January meeting. Darla Gibson has volunteered to be the Baggy Block Coordinator for the baggy blocks returned in January.
  - The following members have volunteered to act as Baggy Block Coordinators:
    - **Darla Gibson** will be collecting the blocks from the November meeting.
    - **Laurie Schrader** will prepare the baggie blocks to be distributed at the January meeting.
    - **Lisa Marsden** will prepare the baggie blocks to be distributed at the February meeting.
  - Several others have volunteered and I will be contacting them soon to schedule the BB Coordinator dates for them.

### • **COK Sew Days**

- The Salem Methodist Church has been reserved for our COK sew days, which will be held from 9:00 am to 4:00 pm on the following dates:
  - Tuesday, January 20
  - Saturday, February 28
  - Saturday, March 21
- I will be scheduling more weekday sew days, but at this point, these are the best available dates from the Church. Please keep in mind that these dates may be changed according to the scheduling needs of the church. Reminders will be sent out before each sew day.

### **Day Retreats: Darla Gibson**

- Although date and location have not been determined yet, a Day Retreat is tentatively planned for April 2015. Stay tuned for details.

### **2014 Guild Challenge: Tracy Back**

- Congratulations to the Winners of the 2014 Challenge:

Barbara Wietecter	Lisa Marsden
Bernadette Delannay	Lynn DeWitt
Bernice Dodge	Marian Collins
Carol Spindler	Mary Wuschke
Darla Gibson	Merrily Woodford
Debbie Ernst	Mona Howard
Debbie Syron	Nancy Hopkins
Elizabeth Holman-Goold	Peggy Anderson
Jane Coons	Phyllis Nelson
Jean Weber	Polly King
Judie Benedum	Sandy Sagan
Judy Humphrey	Shirley Donovan
Judy Vogt	Terry Jacobi
Linda Waugh	Wendy Richards

### **2015 Guild Challenge: Roxanne Jasper**

- No Updates at this time.

### **Library: Kay Merz**

- No updates at this time.

### **Membership: Lisa Marsden**

- We will be collecting Membership Dues at the January Meeting. **Please bring your dues of \$25.**
- Please be patient...we will try to make the process as easy as possible. We need several volunteers to help hand out Membership forms and collect payments. If you would like to help, please contact Lisa at mlmars@charter.net. Thank you in advance!
- We had 83 people in attendance at the November meeting and to date we have 161 members.
- Our attendance prize was won by Kathy Cavaness. Congratulations and we hope you enjoy it!
- We would like to give a HUGE THANK YOU to Merrily We Sew Along for our attendance prize!





## COMMITTEE REPORTS—cont'd

### Media Resources: Cindy Holten/Darla Gibson/Marsha Bray

Our guild uses many forms of social media in order to provide you with the most updated information about our guild.

- Cindy Holten is our newsletter editor.
- Darla Gibson manages both our Facebook page and Yahoo Group.
- Marsha Bray is our Website master.

If you have any questions, comments, or suggestions regarding any of these media resources, please contact the respective individual for assistance.

### Programs for 2015 Guild Meetings: Linda Waugh

- **JAN 27—Quilter's Minute:** Anne Perry  
**Program:** "We've Come A Long Way, Baby".
- **\*\*\* ALERT\*\*\***—We need 10 Members who are willing to participate in this program of Match/Reveal their "first" and "recent" quilts. Please contact Linda Waugh at 314-909-8559 or [lkampwaugh@charter.net](mailto:lkampwaugh@charter.net) ASAP.
- **FEB 24—Quilter's Minute:** Mary Miller  
**Program:** Adventures at the Silent Auction by Tracy Back and Candy Grisham.

### QUILT SHOW 2016:

**Quilt Show Chair: Nancy Peters** - No updates at this time.

**Raffle Quilt 2016: Crazy Quilters** - The Raffle Quilt's Journey.

**THE REVEAL:** There have been riddles written, questions asked, and answered avoided, but we now are revealing, disclosing and blatantly showing some of our group's hard work, fabulous fabric choices, and even a sneak peek of one block.

**THE QUILT:** The top is a spectacular mix of over 50 colors and an intriguing combination of traditional and modern design. The lightest to darkest blues, greens, yellows, teals, and oranges, snuggle with purest white. Though these colors keep the eyes busy, it is grounded by a unique design that speaks to young and old alike.



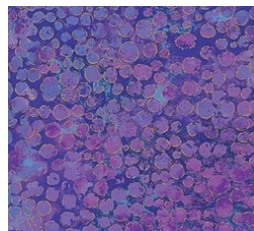
**Over 50 fabulous fabrics**

### YOUR RAFFLE QUILT COMMITTEE IN ACTION


**THE WORKER BEES:** After many "woman" hours of planning, shopping, preparing, cutting, piecing and de-papering...the top is finished, the backing purchased, AND a bonus item will be added to the raffles.




**Worker Bees cutting, sorting, sewing**



**Purple  
Backing**



**A Happy Marriage  
of Color & White**



**A sneak peek of a finished block  
and a celebration by the "De-  
Papering" Bees.**



## COMMITTEE REPORTS—cont'd

### Retreats at Toddhall: Susan Calzone

- Have you been wondering about the guild's retreats? Members work at their own pace on projects of their choice, easy to difficult, in a fun and relaxed atmosphere. At retreat there are opportunities to ask for opinions or advice, learn a new trick or technique, or just get inspired by all the creative and beautiful quilts being made.
- The following dates are reserved with Toddhall:
  - June 3 –7, 2015
  - January 20 –24, 2016
  - June 8 –12, 2016
- Sign-ups for the June 2015 retreat have now begun. Please email me or see me at a guild meeting if you would like to reserve a spot.
- Detailed information can be found on our website at [bitsnpiecesguild.com](http://bitsnpiecesguild.com) or our yahoo groups site at [bitsquilts@yahoo.com](mailto:bitsquilts@yahoo.com). If you have questions feel free to contact me. Susan Calzone [sesnowzone@charter.net](mailto:sesnowzone@charter.net)

### Sunshine & Shadow: Cindy Holten

- **Ivy Osborn:** Recovering from surgery she had in November, Ivy's new mode of transportation is a scooter. She says her recovery is improving every day.
- **Carol Lovelace:** Did a "Humpty Dumpty" - falling on/off her deck last November requiring surgery for torn tendons. Thankfully, she's recovering nicely.
- **Nellie Mueller:** After a few more hospital treatments and "bumps in the road", she is slowly recovering from her illness.
- **Peggy Knight:** Lost her son, Larry, on December 26.
- **Ginger Carter:** Is currently in rehab after breaking her hip while working out on a treadmill.
- **Candy Grisham:** A member of the Missouri Fiber Artists, will have some of her pieces on display at the *3D Fiber Explorations*, at Lambert-St. Louis International Airport.
- **Ivy Osborn:** Recently lost her mother-in-law.

Please show your support through your thoughts, prayers, and cards.

**I am the new Sunshine and Shadow Chair.** Please be sure to email me at [cmholten@sbcglobal.net](mailto:cmholten@sbcglobal.net) about yours or a member's special happenings, quilting honors/awards/showings, or life's events both happy and sad. And I will be sure to both announce it in the newsletter as well as send a card from the Guild.

### Treasurer's Report: Jean Weber

- Please use the Reimbursement/Income form when submitting requests for repayments or deposits. This is used to document all money requests and helps to clarify transactions.
- The form is on our website in the "Members Only" tab. Remember to SAVE YOUR RECEIPT and attach it to the request form. Requests emailed to the Treasurer should include reason for payment and the total amount requested. Invoice and/or receipts must be scanned and attached to the email for reimbursement. The reimbursement form is not needed for an emailed request.

### Workshops by National Speakers: Wendy Richards

- AUG 25—Suzi Parron. Details to follow at a later date.

### Workshops by Members: TBA

- No updates at this time.

### UFOs: TBA

- The 2014 U.F.O. challenge is over and the winners will be announced at the January meeting. There were 133 projects finished this year.



## SOMETHING NEW QUILTER'S QUEST QUORNER



As quilters, we all are on a quest to find the best "How To's", that perfect notion, a great blog, or the best fabric source.

With that in mind, I have created a new section.

Each month, I will ask a quilt-related question and then post those answers in the QQQ section. BUT...I cannot do this without your interest and responses.

Last month, I posed the question on our Yahoo group about quilt hanging systems. And I was pleasantly surprised by the many responses I received. Thanks very much, ladies. See the responses on the following page.

Sew, each month, look for this little "Quorner" of the newsletter. This month the details are on the following page.





## QUILTER'S QUEST QUORNER

**Question: What system or method do you use to hang your quilts?**

I think the Hang It Dang It quilt hangers work well. It adjusts from 21" to 35" and it's very easy to use. It has a small rod that fits through your quilt's hanging sleeve. Then it snaps onto a magnet that hooks onto a single nail in the wall. It expands like a curtain rod. It supports 40 lbs. You can check it out on [www.hangitdangit.com](http://www.hangitdangit.com). - Donna Tharp

Hang It Dang It. I LOVE THESE!! They are self leveling and adjustable. If you go to their website they have a video that is good: [www.hangitdangit.com](http://www.hangitdangit.com) - Lisa Marsden

For a wall size quilt, I often purchase a dowel at Home Depot or Lowes, etc, cut it to size, and screw in those tiny ring tip screws, one on each end. Then I use fishing line to hang the quilt and dowel. It only takes one small nail hole in the wall, and I usually put it high enough to be unnoticeable. The fishing line is practically invisible. If every quilt you want to hang has a sleeve, this system works well, is inexpensive, and accommodates every size quilt. - Fran Collins

I often use curtain rods with decorative finials. Sometimes if the quilt isn't as long as the rod, I add strips of wide ribbon that matches or complements the quilt on each side. For smaller quilts, I use straight pins-the kind with small silver heads. They can be "pounded" right through the quilt and leave a very tiny hole in the wall. Have used this method on a wall hanging about 18" x 48" and it works fine. Just put the pins about 6" apart. No one will see them and wonder how on earth you got it there! Happy hanging. - Ivy Osborn

I recently bought a ladder quilt rack. You can hang up to five quilts on the rungs and it displays them nicely. The size is approximately 24" wide by 5" tall. It leans against the wall so no holes in wall are required. It was ordered from a company in Illinois and took about a month to receive. There are also picture hanging wires that you could use small decorative clothes pins to hang mini quilts. (A clothes line effect.) - Judy Vogt

I have an awesome system that I purchased at the Quilted Fox for around \$55. It's a system of 5 powerful magnets that you either screw into the wall or use double sticky-sided tape to adhere to the wall. I then went to my local hardware store and purchased two long, flat, metal rods for about \$4 each and taped them together. You slip them through the rod pocket and hang. If the quilt is unevenly hung you just pull down to adjust. Super cool with no hardware showing. They are called Magnetic Invisible Quilt Hangers. - Louise Morris

I use curtain rods attached to the wall on pretty hangars. They range in size so I just adjust for the quilt I want to hang. Easy to change out and clean. - Candy Grisham

I use a decorative curtain rod and hang it with either decorative hooks or nails. Look for metal rod rather than plastic. My hooks are decorative iron ones that I had. - Nancy Peters

I use a system that I devised that uses thin wire or fishing line and a few tiny screws. It can hold a number of sized quilts with little adjustment - Carol Lovelace

I use decorative coat hooks and hang an embroidery hoop on it. Then I just thread my quilt through it. I can hang many quilts this way, and it makes for a beautiful display. - Carol Spindler

**Next Month's Question: What iron do you use and why that particular brand/model?**





## Super Bowl Sunday Sale and Sew-In Day!



Sale!! February 1 from 11:00 am-5:00 pm

100's of fabrics on sale

6th Annual Super Bowl Sew-In

Join us to sew for the day (11 am -7 pm). We'll have a very special Quilted Fox kit for you to purchase for the class. Come and let us surprise you with a mystery quilt especially for Super Bowl Sunday. Don't wait to sign-up because space is limited and you won't want to miss this special project.

\$10 registration fee with a \$15 store credit issued upon attendance at class.

---

**Don't forget – we're open every Sunday from 12 - 4 pm**

Visit us at: 10403 Clayton Road in La Chateau Village or call us at (314) 993-1181

Monday & Wednesday 10-5; Tuesday & Thursday 10-6:30;

Friday & Saturday 10-4:30; Sunday 12-4:00

Find our newsletter on our web page: [www.quiltedfox.com](http://www.quiltedfox.com)

# Happy Birthday

# January

*Cheryl Cobert*

*Chris Wiley*

*Cindy Holten*

*Cindy Neville*

*Elizabeth Holman-Gould*

*Kathy Young*

*Mary Miller*


*Nancy Turner*

*Pam Ahlvers*

*Suzanne Gould*

*Wendy Richards*

## BITS AND PIECES



**REMEMBER  
HONOR FLIGHT**  
Quilts are due  
March 2015

## QUILTING EVENTS

### New Exhibition at Lambert Airport Explores Many Forms of Fiber Art

Turning what was once considered just a craft into amazing visual pieces, Missouri fiber artists are pushing their creativity for mainstream audiences with a new exhibition, *3D Fiber Explorations*, at Lambert-St. Louis International Airport. Free and open to the public, the exhibition runs

**December 5, 2014 through April 4, 2015** in The Lambert Gallery in the bag claim level of Terminal 1.




**Kacey Cowdery  
Charmaine and Me**

*3D Fiber Explorations* is presented by Missouri Fiber Artists and sponsored by the Lambert Art and Culture Program and the Regional Arts Commission.

The exhibit's 23 works from local artists will prompt the visitor to pause for a moment and to see fiber work in a new light, beyond craft and into the realm of fine art. Materials for this exhibition include paper, wool, felt, linen thread, silk, cotton and other materials. The fiber art genre includes surface designers, felters, embroiderers, dyers, quilters, weavers, bas-

Through innovation and creativity, Missouri Fiber Artists also strives to place St. Louis into the realm of a lively and the multitude of fine art in St. Louis. Artists include: Shirley Boudreaux, Kacey Cowdery, Tracy Deniszczuk, Laurie Harper, Joanne Kluba,

Shirley Nachtrieb, Pat Owoc, Joyce Pion, Rhonda Schrum, Frazee Wade, Barbara A Zappulla.



**Hae-jung Larsen  
Paper Bag**

Shirley Boudreaux, Kacey Cowdery, Katherine Ehlmann, **Candyce Grisham**, Pamela J Gruer, Sandy Kolde, Hae-jung Larsen, Tamryn McDermott, Phyllis Shipman, Susan Sontag, Leandra Spangler, Janet

The Lambert Art and Culture Program sponsors a rotating and regional arts organizations. Previous exhibitors include Fame & Museum, Missouri State Museum, Foundry Art Center, the Griot Museum of Black History.

exhibition schedule in The Lambert Gallery featuring local the Photography Hall of tre, Craft Alliance and

A seven-member Airport Art Advisory Committee led the selection effort for the latest series of exhibitions at the Lambert Gallery. Members are David Allen, Director of Metro Arts in Transit; Susan Marie Barrett, Director of the World Chess Hall of Fame; Laura Helling, Director of Development for Wings of Hope; Marilu Knode, Director of Laumeier Sculpture Park; Jill McGuire, Executive Director for the St. Louis Regional Arts Commission; Kiku Obata, Founding Principal of Kiku Obata & Co.; and Freida L. Wheaton, Salon 53 and Founder of Alliance of Black Art Galleries.

<http://flystl.com/Newsroom/Blog.aspx>

<http://flystl.com/Newsroom/Blog/tabid/422/categoryid/7/Default.aspx>



**Barbara A Zappulla  
Nuno Felted Cowl**